

Ionized-sphere can radiate disastrous **Charge Density Wave**(CDW) by plasma modulation by irradiating of VHF electromagnetic wave radiated by the **HAARP**, which can cause earthquake. CDW is not an energy explosion, but to trigger rock chain crash in ultra-high pressured critical earthquake hypocenter.

—key words—

PART(1):**CDW radiation by plasma modulation by VHF irradiating by HAARP.**

scalar wave(CDW) radiation by alternating charge density, ionized sphere, plasma oscillation, phased array antenna method for beam-nized radiation, extremely-low-frequency(ELF) generation by heterodyne mixing,

PART(2):**rock crash(chemical bonding bankrupt reaction) in CDW catalyzer field.**

electrostatic field, Coulomb force as chemical bonding one, chemical stability, reaction barrier, catalyzer, charge density field as chemical catalyzer, CDW density stream and collision cross section(for the reaction), critical hypocenter in ultra high pressure field, chain crash reaction,

—Of which point is to become bankrupt in critical balanced conflicting forces?—

An ultra-high pressured critical earthquake hypocenter is a point where conflicting forces are critically balanced. In a microscopic view point, those are critical conflicting forces in **chemical bonding one**. If a chemical bonding was bankrupt, the effect would cause more crash to cause chain reactions at last.

—caution—

This report could not yet make full quantitative mechanism explanation on HAARP as the earthquake weapon. However, qualitative survey does not deny **the possibility**. So author wish readers could supple the incompleteness.

**PART 1 : Radiating CDW by Charge Density Modulation.**

[ 1 ] : Charge Density Wave (CDW).

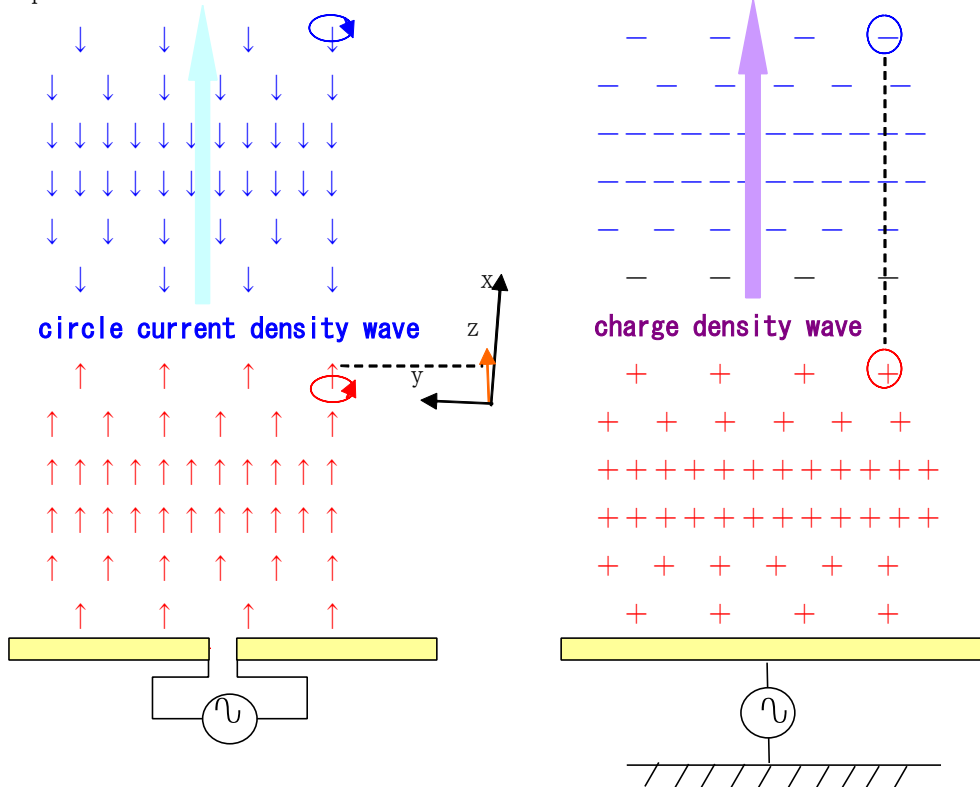
<http://www.777true.net/Bwavegen.pdf>

<http://www.777true.net/BWG.pdf> <or see APPENDIX1>

(1) Charge Density Wave (CDW).

Standard electromagnetic theory allows two kind of the wave propagation mode. Transversal vector  $\mathbf{A}(t)$  wave radiated by current source  $\mathbf{j}(t)$ , and longitudinal scalar  $\{\phi(t), B(t)\}$  wave radiated by charge density source  $\rho(t)$ . The former is 100% of ordinal commercial wave such as radio-TV and portable phone. The latter is seldom discussed. It's a kind of static electricity.

(2) conceptual radiation veiews:



(3) The Wave Equations:

\*  $x_\nu \equiv (ict, x_1, x_2, x_3)$  : time-space variables,

\*  $A_\nu \equiv (i\phi/c, A_1, A_2, A_3)$  : electromagnetic potential.  $\langle i = \sqrt{-1}, c = \text{velocity of light} \rangle$

-Wave equations(left term) with driving source(right term)-.

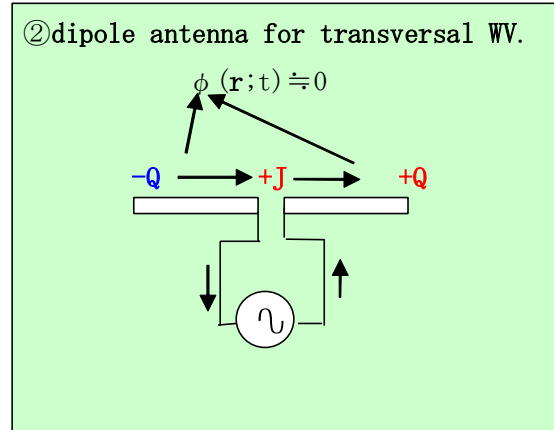
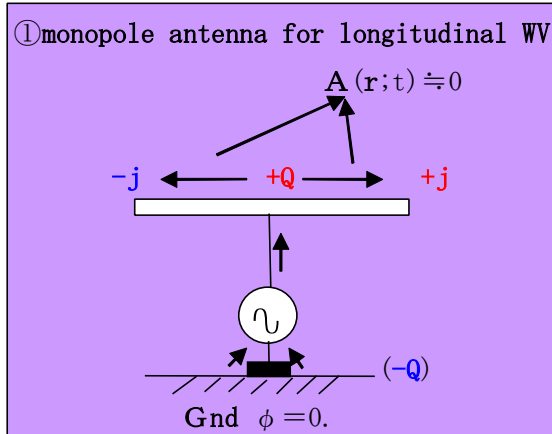
①  $\square \phi(t) = -\rho(t)/\epsilon \Leftrightarrow \square B = (ic)^{-1} \partial_\nu j_\nu$ .

<<longitudinal electricity:  $\mathbf{E}_l \equiv -\text{grad } \phi$ , dipole density  $\mathbf{B} \equiv ic \partial_\nu A_\nu \doteq i \partial_0 \phi / c$ >>

②  $\square \mathbf{A}(t) = -\mu \mathbf{j}(t)$ .

<<magnetism  $\mathbf{B} \equiv \text{curl } \mathbf{A}$ , transversal electricity  $\mathbf{E}_t \equiv -\partial_0 \mathbf{A}$ .>>

(4)The most simple solutions:



$\pm$ current become cancelled at far point.  
 $\phi(\mathbf{r};t) \doteq Q(\mathbf{r};t-r/c)/4\pi\epsilon|\mathbf{r}|$ .

$\pm$ charge become cancelled at far point.  
 $\mathbf{A}(\mathbf{r};t) \doteq \mu\mathbf{J}(\mathbf{r};t-r/c)/4\pi|\mathbf{r}|$ .

Example1) :  $Q(t-r/c) \equiv 4\pi\epsilon_0 = 110 \times 10^{-12} \text{C}$ ,  $\rightarrow \phi(r=1\text{m}) \doteq 1 \text{volt}$ .  $\langle\langle \epsilon_0 = 8.85 \times 10^{-12} \text{F/m} \rangle\rangle$ .  
 electron charge  $e = 1.6 \times 10^{-19} \text{C}$ . electron density in F2 ionized sphere  $N_e = 10^{12} / \text{m}^3$ ,  
 surface charge density in F2  $\sigma(\text{F2}) = eN_e(\text{F2}) = 1.6 \times 10^{-7} \text{C}$ .  $\langle\langle N_{\text{Avogadro}} = 6 \times 10^{23} / \text{mol} \rangle\rangle$

(5)Is it **really charge density wave** ?. CDW ( $\phi$ : scalar wave ; B: dipole density wave).

$$\square \phi(\mathbf{x}, t) = -\rho(\mathbf{x}, t) / \epsilon. \rightarrow \mathbf{D}_1(\mathbf{x}, t) = \epsilon \text{divgrad} \phi(\mathbf{x}, t) = \rho_B(\mathbf{x}, t).$$

$$\rightarrow \mathbf{D}_t(\mathbf{x}, t) = -\epsilon \text{div} \partial_0 \mathbf{A}(\mathbf{x}, t) = \rho(\mathbf{x}, t).$$

$$\rightarrow \square \rho_B(\mathbf{x}, t) = -\text{divgrad} \rho(\mathbf{x}, t).$$

Induced polarized charge density is radiated from space derivative of source charge  $\rho$ . Note  $\rho$  is real physical (free particle) charge density, while  $\rho_B$  is polarized one. This is explicit charge density wave propagation formula.

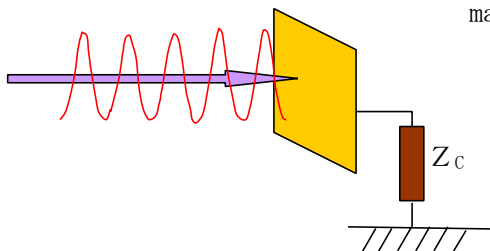
(6)almost almighty propagation property except matching conductive grounded plane.

CDW could propagate with nothing loss even in underground and in sea water.

This is due to **quantum 4 dimensional current density conservation law**.

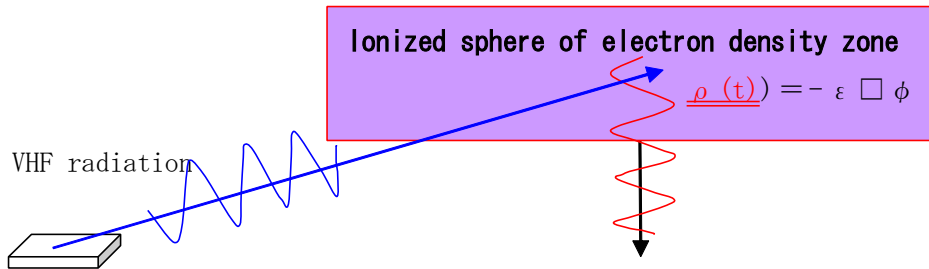
$$\square \mathbf{B} = (ic)^{-1} \partial_\nu j_\nu. \Leftrightarrow 0 = \partial_\nu (j_\nu + j_\nu^B). \langle\langle j_\nu^B \equiv -ic \partial_\nu \mathbf{B} : \text{quantum current} \rangle\rangle$$

Exception is conductive plane termination with matching characteristic impedance =  $Z_c$ .



[ 2 ] : CDW Reradiation onto Earth by Modulating Ionized Sphere(≡IS)  
 (the fundamental mechanism of weapon HAARP).

(1)CDW Reradiation onto Earth by Modulating Ionized Sphere by VHF Irradiating  
 for inducing **Plasma Oscillation**.

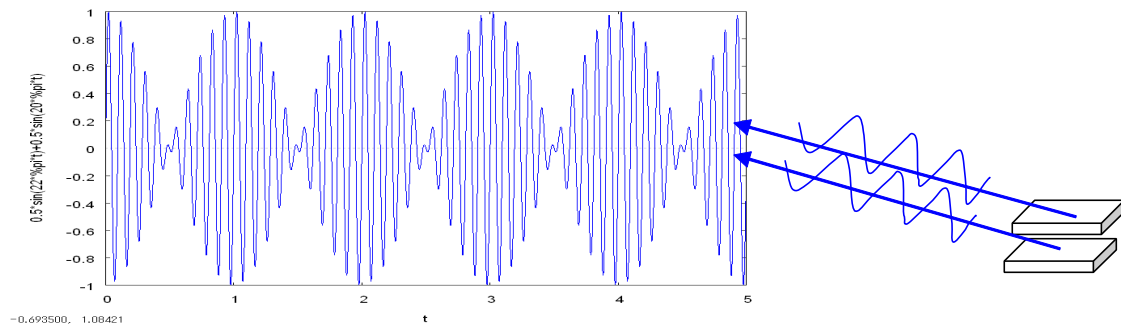


F2-ionized sphere is told that it has most dense electron density and is utilized as VHF band reflector plane.

<http://www.geocities.jp/hiroyuki0620785/intercomp/wireless/ionosphere.htm>

**Plasma Oscillation** could be generated by applying transversal EM wave, which is simultaneously time varying of charge density, so it could radiate CDW(① ϕ(t)). HAARP utilize ionized sphere as **antenna for CDW radiation onto earth**.

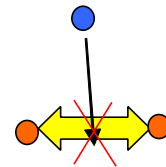
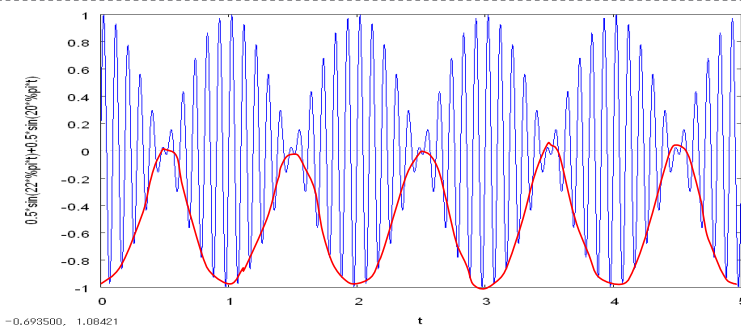
(3)ELF(extremely low frequency) **(f<sub>1</sub>-f<sub>2</sub>)/2 heterodyne generation by mixing irradiation of two VHF wave {f<sub>1</sub>, f<sub>2</sub>}**.



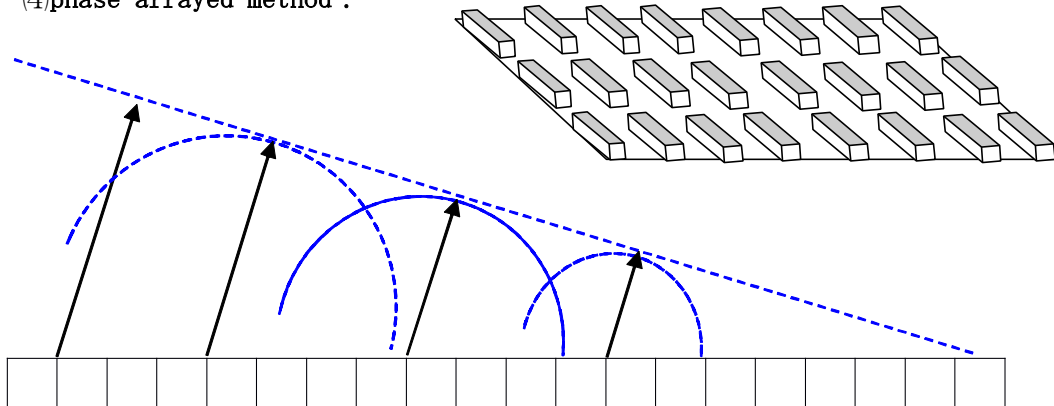
$$\sin(2\pi f_1 t) + \sin(2\pi f_2 t) = 2\sin[(f_1+f_2)\pi t]\cos[(f_1-f_2)\pi t].$$

ELF-nization(such as 1Hz) may be swinging dynamics matching(resonance ?!) for inducing chemical bonding bankruptcy of ultra pressured rocks in epicenter underground.

☞ : Above description is mere a sum of two frequency, but is not heterodyne generating of beat frequency  $(f_1-f_2)/2$ . In the reality, the effect would happen at wave irradiating zone of **chemical bonding bankrupt among +charge nuclei** in ultra-high pressured earthquake epicenter. Those become a cause of inducing lattice bonding crash in fault zone rocks when electron density wave come together with +nuclei by Coulomb static electric force. This is simultaneously **rectifying effect** and also become **low frequency passing filter effect** as rather heavy and slow motion dynamic system. Thus result is  $(f_1-f_2)/2$ .



(4) phase arrayed method :

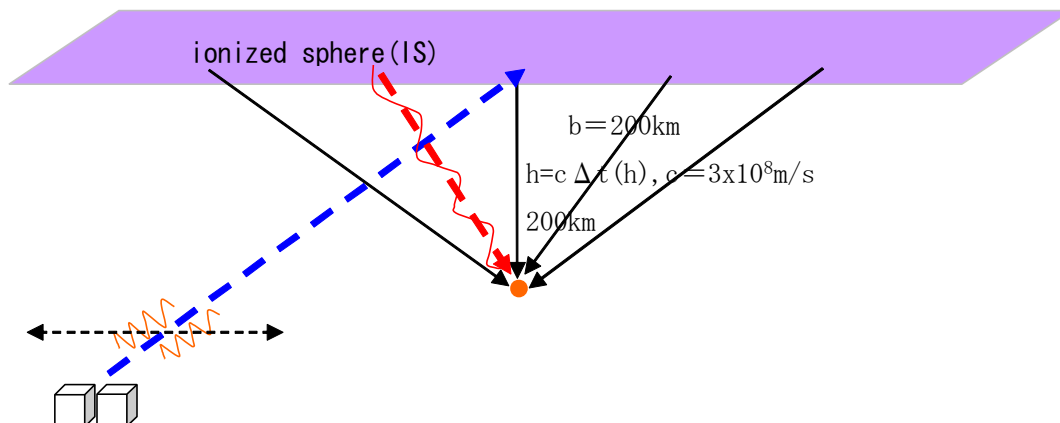


Fundamental propagation property of dipole antenna is spherical one.

In order to accomplish beam irradiation on a target, many dipoles are arrayed so as to **synthesise plane wave propagation** by so called phase shifted excitation on each dipole (antennas). This concept enable CPU synthesising of beam focussing propagation to accomplish strong wave intensity onto target. Note that radiation frequency could be fully digital synthesised (CPU controlling).

(5) Irradiated IS zone also could become "phase arrayed radiation antennas" to synthesise focussing beam onto a target of earthquake epicenter zones.

<<the mechanism of earthquake weapon HAARP>>。



[3] : It's just harp of Satan!, let's accuse in UN-security council,!!!!!!。

[http://www.777true.net/From-the-9\\_11-to-the-3\\_11-Japan-Earthquake-Massacre.pdf](http://www.777true.net/From-the-9_11-to-the-3_11-Japan-Earthquake-Massacre.pdf)

<http://www.777true.net/On-Haiti-Chile-Anti-Democrat-Attacks-with-Earthquake-Weapon-by-USA.pdf>

<http://www.777true.net/EARTH-QUAKE-WEAPON-by-USA.pdf>

<http://www.youtube.com/watch?v=Q9QtZkT80BQ>

<http://www.bibleetnombres.online.fr/haarp.htm>

—reference data—

HAARP&地震電磁気学。

<http://oujyuju.blog114.fc2.com/blog-category-11.html>

HAARPの原理 (再)

<http://oyoyo7.blog100.fc2.com/blog-entry-640.html>

Pouring water, or electrical current shall cause earthquake.

Those phenomena was confirmed by repeated observations.

<http://oyoyo7.blog100.fc2.com/blog-entry-3.html>

<http://oyoyo7.blog100.fc2.com/blog-entry-322.html>

## PART 2 : Chemical Bonding Crash by Charge Density Space Catalyzer.

Why CDW could cause earthquake ?。 An earthquake is triggered by a chain reaction of **chemical bonding bankrupt** in earthquake epicenter zone rocks.

I : Chemical bonding is **Coulomb(attractive)Force(CF)** by (-)electron and (+)nuclei.

II : Chemical stability is measured by **reaction barrier(RB)** = potential height due to chemical bonding intensity. RB is ordinally overcome by **energy injection** with temperature, mechanical pressure, photo radiation wave.

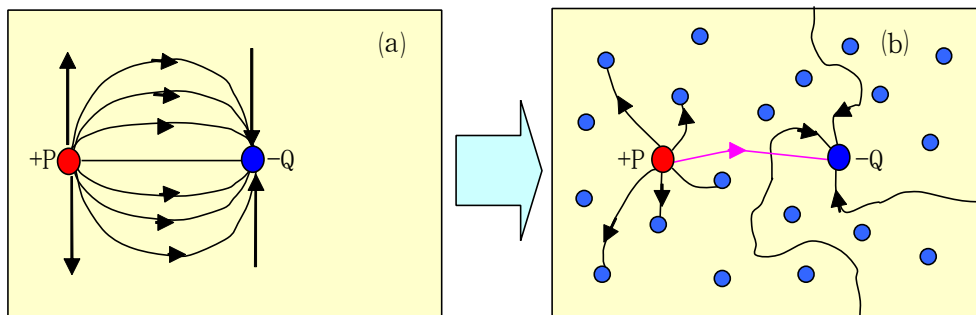
III : RB is overcome by setting **catalyzer** which decrease potential height of RB.

Charge density space could be a catalyzer which weaken CF intensity.

Note this is not energy injection at all !!!.

IV : **CDW irradiating onto chemical bondings cause the crash in epicenter rocks.**

[ 1 ] : Charge Density Space could weaken Coulomb Force.



(a) Normal electrical force line distribution between opposite sign charges.

(b) Abnormal electrical force line distribution between opposite sign charges

in dense charge density space. Also repulsive force between opposite sign charges would be weakened. Thus CDW space shall cause bankrupt between CF bonding.

By HAARP, this CDW's weakening on CF bonding become serious in rock crash in epicenter. Also weak CDW irradiation in long term would be same effect as that of strong CDW in short time interval.

(c) **Room temperature nuclear fusion(RTNF) in dense Charge Density Space(CDS).**

Good conductivity metal enable room temperature nuclear fusion(author, 1991)

10141-23 : General Analysis on Room Temperature Nuclear Fusion from the View of Statistical Hybrid Hamiltonian Theory. submitted to Chem. Soc. Jpn, 1991/3/13.

reference \* 高野文彦, 多体問題, p17, 培風館, 東京, 1975.

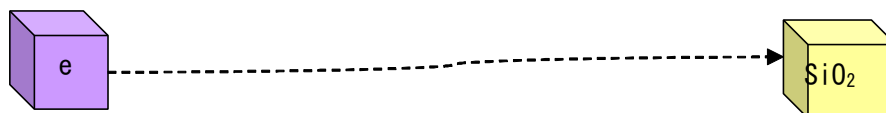
High charge density space weaken CF by mutual cancellation. Thus charged particle become **free particle**(mathematical deduction) to react. At that time(1991), RTNF became famous by experiments by Chemist Dr Ponce and Dr Freishmann in UK.

[2]:Triggering Crash Chain Reaction by Charge Density Wave Beam.

Final crack causing larger collapse is to begin in ultra high pressure epicenter rocks zone at just before earthquake blast. The concerned crack would begin as a chemical bonding bankrupt in a molecule of rocks. Let's imagine an even game state of rope tag by two team. Then sudden change would be triggered merely by a failure of one's stumbling, which shall cause chain reaction of stumbling in a teach and the momentum would determine a catastrophe. Earthquake weapon is not necessary energy explosion, but catalyzer which enable chemical bonding bankrupt. In sense of a failure of one's stumbling, it is also not necessary higher density. Long term CDW irradiation with lower intensity would increase reaction probability of chemical bonding crash.

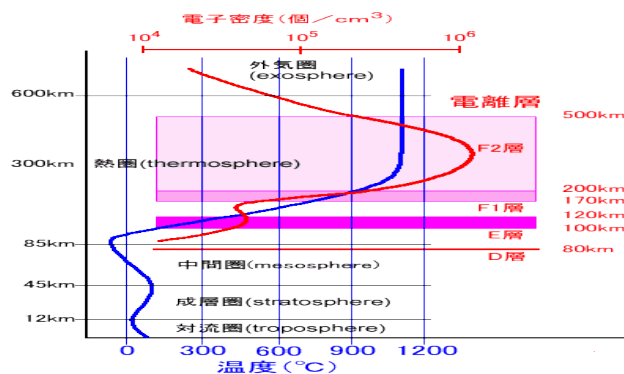
(1)CDW irradiation into pressured quartz rocks to cause chmecal bonding crash.

Critical molecules by ultra high pressure are unstable by maximum **repulsive force among (+)nuclei**, therefore **(-)electron density** injection could cause chemical bonding crash at there. The rock catastrophe is also mechanical force process and needs longer time process. Therefore HAARP excitation frequency into epicenter must be ELF (~1Hz) for **mechanical resonance**. Now let's examine whether CDW could be sufficient density to cause chemical bonding crash in epicenter. Quartz molecule number density is  $N = (2.6 \times 10^6 / 30) \times 6 \times 10^{23} = 5.2 \times 10^{28} / \text{m}^3$ . N is a kind of reaction cross section criterion for causing chemical bonding crash. \*SiO<sub>2</sub>(molecule mass=30g/mol, density=2.6g/cm<sup>3</sup>.)



(2)Electron density in Ionized Sphere F2(Ne=10<sup>12</sup>/m<sup>3</sup>).

<http://www.geocities.jp/hiroyuki0620785/intercomp/wireless/ionosphere.htm>





(3) Charge density wave stream in deflating spherical wave propagation.

$$\square \phi(t) = -\rho(t)/\epsilon \rightarrow \square \rho_B(t) = \text{div grad } \rho(t),$$

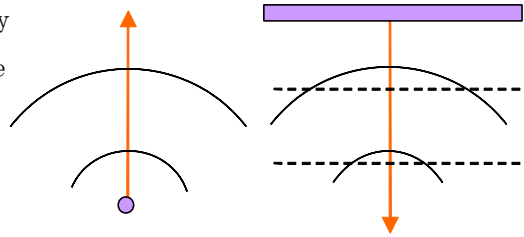
$$\rho_B(\mathbf{R}, t) = -\int d\mathbf{r}^3 \langle \text{div grad } \rho(\mathbf{r}, t) \rangle / 4\pi |\mathbf{R}-\mathbf{r}| = -\int d\mathbf{r}^3 \text{div} \langle \text{grad } \rho(\mathbf{r}, t) \rangle / 4\pi |\mathbf{R}-\mathbf{r}|$$

$$+ \int d\mathbf{r}^3 \langle \text{grad } \rho(\mathbf{r}, t) \rangle \text{grad} \langle 1/4\pi |\mathbf{R}-\mathbf{r}| \rangle \doteq -\int d\mathbf{S} \cdot \text{grad } \rho(\mathbf{r}, t) / 4\pi |\mathbf{R}-\mathbf{r}|.$$

example2)  $\text{grad } \rho(t) \equiv \text{grad}[\rho_0 \exp(i\omega t - i\mathbf{k}\mathbf{x})] = -i\mathbf{k}[\rho_0 \exp(i\omega t - i\mathbf{k}\mathbf{x})].$

$$k \equiv 2\pi/\lambda = 1, f = c/\lambda = 3 \times 10^8 / 2\pi = 48 \text{MHz}; \quad k \equiv 1/2, f = 28 \text{MHz},$$

☞ : In order not to attenuate charge density  $\rho_B(\mathbf{R}, t)$  in the propagation, propagation mode could not be spherical one (1/r decreasing), but need be back spherical one (focussing beam by phase arrayed radiation).



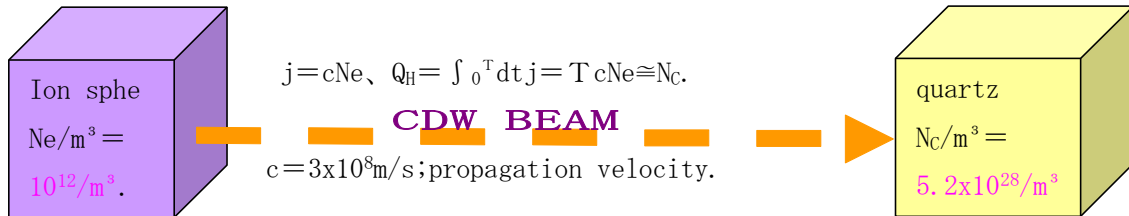
(4) Reaction probability criterion for long time irradiation into target quartz.

Let's survey quantitative HAAAR parameters required for earthquake triggering. How much beam flow intensity  $\equiv$  "J" and how long irradiation time "T" ?

\*Number density of quartz rock  $N_C/m^3 = (2.6 \times 10^6 / 30) \times 6 \times 10^{23} = 5.2 \times 10^{28}/m^3.$

\*F2 ionized sphere electron density (MHz band refractor)  $N_e = 10^{12}/m^3.$

Quartz density  $N_C = 5.2 \times 10^{28}/m^3$  may be a criterion to cause some crashes in rocks chemical bonding for HAAAR beam intensity J during T.  $N_C \sim Q_H = J T.$



I : Plane wave irradiation to epicenter.

$$j = cN_e = 3 \times 10^{20}/s, \quad Q = \int_0^T dt j = T (10 \text{days}) cN_e = 3 \times 10^{26} \cong N_C = 5.2 \times 10^{28}/m^3.$$

☞ :  $Q/N_C \cong 1/100$  may be less or more ??

II : Focussing beam irradiation by deflating spherical wave :

$$N_e \equiv 10 \text{ times } 10^{12}/m^3 = 10^{13}/m^3.$$

$$j = cN_e = 3 \times 10^{21}/s, \quad Q = \int_0^T dt j = T (10 \text{days}) cN_e = 3 \times 10^{27} \cong N_C = 5.2 \times 10^{28}/m^3.$$

☞ :  $Q/N_C \cong 1/10$ , a few chemical bonding crash would cause large scale one ?!

☞ : AC excitation should be converted to DC one with amplitude factor  $= 1/\pi$ .

## APPENDIX 1:

—B WAVE GENETATOR(the principle for design technology)— '08/6/3<sup>14</sup>

Nicola-Tesla(1856~1943) had invented marvelous electrical generator(scalar  $\phi$  wave one or BWG) creating energy from nothing. Author happened to research on creating universe also from nothing. Those are common in following relation.

" $0 = +E$  (available positive matter energy)  $- E$  (negative gravity field energy)".

Classical Electro-Dynamics(CED) has two mode {longitudinal wave  $\phi$  & transversal one **A**}, the former is analyzed by Quantum Electro-Dynamics(QED). The report introduce the basis of QED for design technology and the fundamental structure of BWG. Now the difficulty in realizing pragmatrical power output are summarized as follows.

(1) Dielectirc wave guide(DWG) needs bigger crystal which is higher cost to secure.

(2) Radio frequency energy is troublesome to convert commerecial frequency or DC.

(3) System design has another possibility of good performance ?,

(4) In this critical era, it's quite ridiculous that such marvelous energy technology has been neglecting due to political & military secret affairs?.

☞: Reader is asumed to be familiar with clasical electro-dynamics(CED) and electronic circuit theory.

## -THE CONTENTS-

[1]: Overview on "B Wave Generator  $\equiv$  BWG" creating electrical energy from nothing:

[2]: Quantum Electro-Dynamics(QED) the introduction :

[3]: {**B**,  $\phi$ } Wave Propagation in Pure Scalar Field:

[4]: Pragmatrical Implementation(Double Balanced Earthing System):

[5]: As for Dielectric Material Problem:

[6]: As for the problem making internationa R & D team uion:

## REFERENCE :

APPENDIX0: Symbol Convention & Uuseful Vector Aanalysis Formula :

APPENDIX1: Clasical Electro-Dynamics(CED) as Lagrangean and Canonical formulation.

APPENDIX2: N machine creating DC power:

[1]: Overview on "B Wave Generator ≡ BWG" Creating Electrical Energy from Nothing:

① The historical view:

(1) BWG was first invented by **Nicola-Tesla** (1856~1943) also modern ac current generating system inventor and the fund-raiser of Westing House Co (USA). So he was far from fake, on the contrary, he had been confined due to his greatness<sup>(3)</sup>. Then note that he was scientist in era of classical electro-magnetic theory. His way of invention is not ordinary one !.

(2) Also author-himself had mistaken to consider it fake when he heard at first. Because it seems evidently break **energy conservation law**. However adviser<sup>(1)(2)</sup> was persuading him earnestly, when he was engaged in research on Quantum Gravity Dynamics (QGD) which was to disclose creation process of univers.

(3) Universe is created from "nothing" in such very reasonable process as

$$0 = +E(\text{positive material energy}) - E(\text{negative gravity field energy}).$$

Above equation is officially admitted by international physical society. Astrophysicist Dr Stephen. W. Hawking also mentioned the same in his book<sup>(4)</sup>. Gravity field is the biggest hearted bank without "repayment".

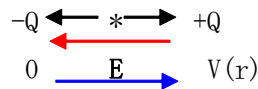
② Creating negative field energy by generating attraction force :

(1) Then note that  $E=mc^2$  is Einstein relation between **positive energy**=E and mass=m which generate universal gravity field of **negative energy**.

(2) An **attraction force** has negative energy, which could become zero by positive energy input. Not only gravity field, also electric one can have attraction force by separating opposite sign  $\pm$  charges (**dielectric polarization**).

(a) \*(nothing)

(b) spontaneous dielectric polarization:



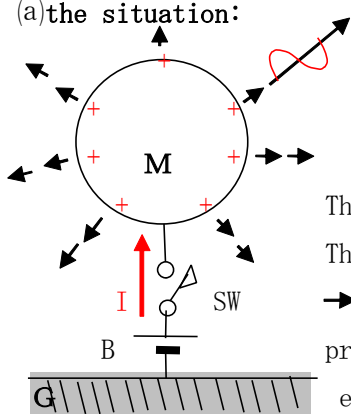
(3) Then charges  $\{-Q, +Q\}$  act as attraction of negative electro-static potential = voltage  $V(r) = -Q^2/4\pi \epsilon r$  between +Q and -Q (Coulomb law).

(4) After all, BWG is to generate positive and negative energy wave field simultaneously with substantially nothing energy input. Then very fortunately for us, negative energy never can be detected by receiver antenna, but positive one:  $E=mc^2$ . Then negative energy is to instantly be converted from electrical one to gravity one by QGD reaction. QED is a derivative component of QGD family.

(5) Also by experiments, such interpretation seems to have gained agreement.

③ Monopole capacitor and the propagation of polarization domino:

(a) the situation:



G is earth of voltage=0. B is battery connecting to monopole antenna M through switch SW. M is a sphere of conducting surface. Making SW on causes M equi-voltage of B by flowing charge(current) on M.

The collective charge is to induce polarization around M. Then  $\rightarrow$  means forming dipole ( $-\sim+$ ). Then outer side of  $\rightarrow$  also are induced as  $\rightarrow$ . Thus this induction is to propagate toward outer side of M. This is longitudinal electro potential wave or charge density one or B wave.

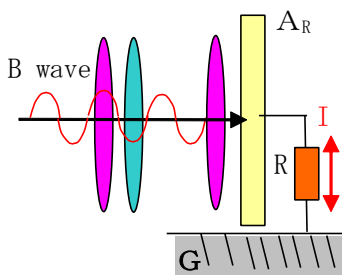
In above situatio, only the positive charge density of propagation head surface is to propagate with decreasing its intensity as propagate goes on, and following wave are nothing. Therefore accomplishing stationary propagation, DC battery should be exchange to ac generator. B wave has nothing magnetic one.

(b) The propagation is described by QED (and also in classical one(CED)).

④ Monopole antenna M is capacitor consuming nothing energy and also the radiated B wave becomes so to say "a flying ac battery with positive energy".

(1) As was mentioned in ③(a), the propagation head surface is charge density  $\rho$ , which has positive definite field energy density  $\rho \phi > 0$ , where  $\phi$  is the voltage (measured from the earth  $V=0$ ) formed by the charge density  $\rho$  itself.

(2) As the consequence, B wave becomes a flying ac battery with positive energy.



Thus the charge density on the receiver electrode ( $A_R$ ) is to generate voltage  $V=\phi$  between the ground  $V=0$ .

That is, attachment of flying ac battery on  $A_R$ .

The voltage can generate power to heat up resistor R.

This fact was verified by experiments by author himself.

☞: Note that the measurement must be sufficient distance between M and  $A_R$  of so called "in wavenized distance", but not "in static one".

(3) From where the energy come ?!. It comes from the biggest hearted Gravity Bank !.

$E=mc^2$  is the famous Einstein's formula on energy and mass. The mass generates gravity field with the negative field energy  $-E$  cancelling  $+E$  in the universe.

By unifying general gauge field theory <R. Utiyama, 1956> and the quantization one <L. D. Faddeev-V. N. Popov, 1967> had established quantum gravitational field theory (1995), which (QGD) is to disclose the details. Because a EM field is mere a derivative of QGD field.

[2]:Quantum Electro-Dynamics(QED) the introduction :

①Essential difference between QED and CED<more detail is mentioned Appendix-1>.

Almost utilized EM wave in commercial usage such as portable phone is **transversal** electro-magnetic one stimulated by ac current  $\mathbf{j}(t)$ , which is also called "A wave" due to the equation  $\square \mathbf{A} = -\mu \mathbf{j}$ . Then employed theory is **CED**, while BWG utilize non-popular **longitudinal** electrical one stimulated by ac charge  $\rho(t)$ , which is called also "B wave".  $\square \phi = -\rho / \epsilon$ , or  $\square B = (ic)^{-1} \partial_{\mu} j_{\mu}$ . Both are superficially different, but essentially the same. Then the theory is **QED**.

CED suppose Lorentz condition (1) with "3" independent components, while QED (3) is with "4" independent components<B is the new field variable>. In CED, induced and polarized charge density  $\rho^B$  is not recognized. However, in BWG theory, those induced and polarized charge become "main caster".

(1)The difference between  $\rho$  and  $\rho^B$ .

$$0 = \partial_{\mu} A_{\mu} = \text{div} \mathbf{A} + \partial_t \phi / c^2. \text{ <Lorentz gauage condition>}$$

$$(2) 0 = -\epsilon \partial_t(1) = \epsilon \text{div}(-\partial_t \mathbf{A}) - \epsilon \partial_t^2 \phi / c^2 = \text{div} \mathbf{D}_t - \epsilon \text{divgrad} \phi - \rho = \rho^B.$$

$$* -\partial_t \mathbf{A} = \mathbf{E}_t \text{ (transversal)}, -\text{grad} \phi = \mathbf{E}_l \text{ (longitudinal)}.$$

$$* \text{div} \mathbf{D}_t = \rho. \text{ <physically genuine charge density>}$$

$$* -\epsilon \text{divgrad} \phi = \text{div} \mathbf{D}_l = \rho^B. \text{ <induced and polarized charge density>}$$

$$* -\rho / \epsilon = \square \phi \equiv [\text{divgrad} - c^2 \partial_t^2] \phi.$$

$$(3) (-\alpha / ic) B = \partial_{\mu} A_{\mu}.$$

$$(4) -\epsilon \partial_t(3) = (\alpha \epsilon / ic) \partial_t B = \rho^B. \text{ < } \alpha \epsilon = -1 \text{ >}$$

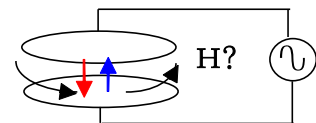
(5)Capacitor never generate mag-field H, while clasiical field equaqtion(5) do.

$$\text{curl} \mathbf{H} = \mathbf{j} + \partial_t \mathbf{D}. \text{ (CED)} \iff \text{curl} \mathbf{H} = \mathbf{j} + \mathbf{j}^B + \partial_t \mathbf{D}. \text{ (QED)}$$

Established text state displacement current  $\partial_t \mathbf{D}$  run through insulater in capacitor, if so, they could generate

$$\text{curl} \mathbf{H} = \partial_t \mathbf{D}. \text{ In capacitor, the actual is cacellation as } 0 = \mathbf{j}^B \uparrow + \partial_t \mathbf{D}_l \downarrow.$$

Then  $\mathbf{j}^B$  is current concerned with  $\rho^B$ .



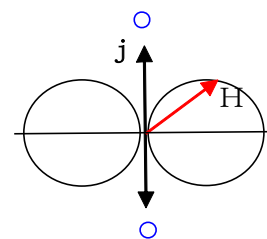
(6)4 dimensional current conservation low:

$$(a) \text{CED} : 0 = \partial_t \rho + \text{div} \mathbf{j}_t \equiv \partial_{\mu} j_{\mu}.$$

$$(b) \text{QED} : 0 = \partial_t (\rho + \rho^B) + \text{div} (\mathbf{j}_t + \mathbf{j}_t^B). \iff \square B = (ic)^{-1} \partial_{\mu} j_{\mu}.$$

In CED,  $B=0$  due to  $\langle \partial_{\mu} j_{\mu} = 0 \rangle$ . Note that current  $\mathbf{j} = \text{curl} \mathbf{H}$  is detected by  $\mathbf{H}$ . Then  $\mathbf{H}$  never could be detected at direction toward  $\odot$  where  $\mathbf{j}$  runs.

It breaks the low  $\partial_{\mu} j_{\mu} \neq 0$ .



## ②The fundamental Equation of QED:

QED 4 dim current is  $(j_\mu + j_\mu^B)$ , while that of CED is  $j_\mu$  only. Therefore QED Maxwell Equation become as follows by replacing  $j_\mu \rightarrow (j_\mu + j_\mu^B)$ .

### ①QED Maxwell Equation of the 1st order :

$$(1) \text{curl } \mathbf{H} = \mathbf{j} + \mathbf{j}^B + \partial_t \mathbf{D}.$$

$$(2) \text{curl } \mathbf{E}_t = -\partial_t \mathbf{B}.$$

$$(3) \text{div } \mathbf{D} = \text{div}(\mathbf{D}_t + \mathbf{D}_l) = \rho + \rho^B.$$

$$(4) \text{div } \mathbf{B} = 0.$$

$$(5) 0 = ic \partial_\nu A_\nu + \alpha B.$$

$$(6) j_\mu^B \equiv -ic \partial_\mu B. \rightarrow \langle \text{curl } \mathbf{j}^B = \text{curl grad}(-ic B) = 0 \rangle.$$

$$(7) \mathbf{B} \equiv \mu \mathbf{H}.$$

$$(8) \mathbf{D} \equiv \varepsilon \mathbf{E}. \quad \langle \text{or } D_k \equiv [\varepsilon]_{kl} E_l, \text{ tensor equation in non-isotropic medium} \rangle.$$

$$(9) \mathbf{B} \equiv \text{curl } \mathbf{A}.$$

$$(10) \mathbf{E} \equiv \mathbf{E}_t + \mathbf{E}_l = -\partial_t \mathbf{A} - \text{grad } \phi.$$

### ②QED Maxwell Equation of the 2nd order :

$$(11) \square A_\mu = -\mu j_\mu. \quad \{(12) \square \phi = -\rho / \varepsilon ; (13) \square \mathbf{A} = -\mu \mathbf{j}\}.$$

$$(14) \square B = (ic)^{-1} \partial_\mu j_\mu.$$

### ③Deriving the 2nd order eqns from the 1st order ones :

$$(1) \square \mathbf{H} = -\text{curl } \mathbf{j}.$$

$$(1) \rightarrow \text{curl curl } \mathbf{H} = \text{curl } \mathbf{j} + \varepsilon \partial_t \text{curl } \mathbf{E} = \text{curl } \mathbf{j} - \varepsilon \mu \partial_t^2 \mathbf{H} = \text{grad div } \mathbf{H} - \nabla \mathbf{H}.$$

$$(2) \square \mathbf{E}_t = \mu \partial_t \mathbf{j}.$$

$$\text{curl curl } \mathbf{E}_t = -\mu \partial_t \text{curl } \mathbf{H} = -\mu \partial_t (\mathbf{j} + \mathbf{j}^B) - \varepsilon \mu \partial_t^2 (\mathbf{E}_t + \mathbf{E}_l) = \text{grad div } \mathbf{E}_t - \nabla \mathbf{E}_t.$$

$$\square \mathbf{E}_t = \mu \partial_t \mathbf{j} + \langle \mu \partial_t \mathbf{j}^B + \text{grad div } \mathbf{E}_t + \varepsilon \mu \partial_t^2 \mathbf{E}_l \rangle = \mu \partial_t \mathbf{j}.$$

$$(5) \rightarrow 0 = c^2 \varepsilon \mu \partial_t \text{grad } \partial_\nu A_\nu - ic \mu \partial_t \text{grad } B = \langle -c^2 \partial_t^2 \text{grad } \phi - \partial_t \text{grad div } \mathbf{A} \rangle + \mu \partial_t \mathbf{j}^B.$$

$$\mu \partial_t \mathbf{j}^B + \text{grad div } \mathbf{E}_t + c^2 \partial_t^2 \mathbf{E}_l = \underline{(c^2 \partial_t^2 \text{grad } \phi + \partial_t \text{grad div } \mathbf{A})} + \text{grad div } \mathbf{E}_t + c^2 \partial_t^2 \mathbf{E}_l = 0.$$

$$(3) \square B = (ic)^{-1} \partial_\mu j_\mu.$$

$$(a) : (1) \rightarrow 0 = \text{div curl } \mathbf{H} = \text{div}(\mathbf{j} + \mathbf{j}^B) + \partial_t (\rho + \rho^B) = -ic \partial_\mu^2 B + \partial_\mu j_\mu.$$

$$(b) \mathcal{L}_{\text{CED}}(A_\nu, \partial_\mu A_\nu, B; j_\nu) \langle \text{see APPENDIX1: } \textcircled{3}(7)(c) \rangle$$

$$= \sum_{\mu > \nu=0}^3 (-1/2 \mu) [\partial_\mu A_\nu - \partial_\nu A_\mu]^2 - \sum_{\nu=0}^3 j_\nu A_\nu + ic \partial_\mu A_\mu B + \frac{1}{2} \alpha B B.$$

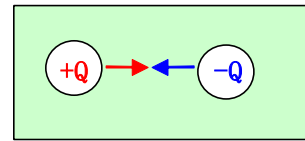
$$0 = \mathbf{D}_E \mathcal{L}_{\text{QED}} \rightarrow \square A_\mu = -\mu (j_\mu - ic \partial_\mu B) + \partial_\mu \partial_\nu A_\nu \rightarrow$$

$$\square \partial_\mu A_\mu = (-\alpha / ic) \square B = (-\alpha / ic) (ic)^{-1} \partial_\mu j_\mu = -\mu \partial_\mu j_\mu + ic \mu (1 + \alpha \varepsilon) \square B.$$

$$\rightarrow \alpha = -1 / \varepsilon, \quad \square A_\mu = -\mu j_\mu. \quad \text{☞} : \alpha \text{ had been undetermined in former QED.}$$

### ③ Dielectric polarized B field :

Between opposit  $\pm$  sign charges called electric **dipole**, there is attraction force generating **negative energy**.



A negative energy simuletaneously creat available positive one when they created from nothing. Thus you shall know great role of dipole field  $\{\phi, B\}$ . Then  $\{\phi, B\}$  field could be radiated by time dependent charge density  $-\rho / \epsilon = \square \phi$ .

① **Polarized charge** in **longitudinal** electric field  $\mathbf{E}_1 = -\text{grad } \phi : \text{div } \mathbf{D}_1 = \rho^B$ .

$$\rho^B \equiv -\partial_0 B = (ic/\alpha) \partial_\nu \partial_0 A_\nu = -\epsilon [c^{-2} \partial_t^2 \phi + \partial_t \text{div } \mathbf{A}]$$

$$= \epsilon [\square \phi - \text{divgrad } \phi - \partial_t \text{div } \mathbf{A}] = -\epsilon \text{divgrad } \phi = \text{div } \mathbf{D}_1.$$

A polarized charge never can be detected as a single one.  $\Leftrightarrow$  non-observable.

☞: Observability is the kernel for logical construction of Quantum Mechanics (QM).

② **Physical charge** belongs to **transversal** electric field  $\mathbf{E}_t = -\partial_t \mathbf{A} : \text{div } \mathbf{D}_t = \rho$ .

A physical charge can be detected as a single one.  $\Leftrightarrow$  observable.

③  $\mathbf{j}^B = c^2 \int {}^t dt \text{grad } \rho - \partial_t \mathbf{D}_1$ .

(a) In complete **dielectric** medium,  $\mathbf{j}^B = -\partial_t \mathbf{D}_1$ .

☞: In pure scalar  $\phi$  field,  $\mathbf{j} = 0 = \text{curl } \mathbf{H} = \mathbf{j} + \mathbf{j}^B + \partial_t \mathbf{D} = \mathbf{j}^B + \partial_t \mathbf{D}$ .

(b) In complete **conductive** medium,  $\mathbf{j}^B = c^2 \int {}^t dt \text{grad } \rho$ .

☞ These are related also initial current on conductive surface by potential drive. :Note  $\text{curl } \mathbf{j}^B = 0$ , although, the motion of  $\mathbf{j}^B$  is inductive

"①"  $\rightarrow -\partial_0 B = -\epsilon \text{divgrad } \phi$ .

$\rightarrow B = ic \epsilon \int {}^t dt [\square \phi + c^{-2} \partial_t^2 \phi] = -ic \int {}^t dt \rho + i \epsilon c^{-1} \partial_t \phi$ .

$\rightarrow \mathbf{j}^B \equiv -ic \text{grad } B = c^2 \int {}^t dt \text{grad } \rho + \epsilon \partial_t \text{grad } \phi = c^2 \int {}^t dt \text{grad } \rho - \partial_t \mathbf{D}_1$ .

#### ④ Energy Equation in BWG <The Hamiltonian Formulation>:

##### ① As for the incompleteness of nothing field (vacuum and dielectric medium) :

In this section, we discuss such phenomena as  $0^* = +a - a$ . Then we could not help to encounter something contradictory (incompleteness). This might cause you something doubt on this theory. The following may be help for you.

##### (1) The incompleteness of real number zero $\equiv 0^*$ .

$N \equiv \{1, 2, 3, \dots, N, \dots, M \equiv \infty\}$  is well known natural number set. Then you never could tell the maximum number  $\equiv M$  of  $N$ . It is called infinity  $\equiv \infty$ . Then consider series,  $Z \equiv \{1, 1/2, 1/3, \dots, 1/N, \dots, 1/M \equiv 1/\infty = 0^*\}$ . The minimum value is real number  $0^*$ . It is nothing. However it must be also indefinite due to  $M$ 's indefiniteness. Hence it is contradictory due to nothing's definiteness and indefiniteness of  $M$ .

In 1931, Kurt Goedel had fortold as **the incompleteness theorem**.

"In any non-contradictional theory  $K$  containing natural number theory  $N$  is incomplete". That is, certain non-contradictional proposition  $X$  of  $K$  can not determine its truth value in the closed theory of  $K$ . The actual aspect of  $X$  is generally **statistical phenomena** caused by **information lack** due to singularity (non-regularity). For example, QFT is probability theory due to mathematical singularity of reaction as  $\mathcal{H} = e \phi^-(x) \gamma^\mu A_\mu(x) \phi(x)$ .

The product of field operator (hyper function) is mathematically non-regular.

##### (2) The contradictory nature of physical vacuum field:

In Quantum Field Theory (QFT), **vacuum polarization reaction (VP)** has been officially admitted its validity both by theoretically and experimentally. VP is creation of dipole as particle (+a) and anti-particle (-a) from nothing and the annihilation into nothing. Creation from nothing is evidently breaking down causal logic in logic. It is contradiction, however, QFT the theoretical system itself never be contradictory due to VP's zero probability.

That is, VP never be observable with finite probability. The fact is quite similar to non-observability of single charge in dielectric dipole field.

(3) Also **dielectric polarization (DP)** in non-charged medium is analogous to VP, therefore, it is not curious that physics of DP has something incompleteness.

(4) As the fact, you will encounter certain kind of incompleteness in determining of Hamiltonian in QED scalar field. However it could be made reasonable to experimental fact.



② **Reconsideration on CED Lagrangean :**

Our most concern is EM field energy density, which is represented by Hamiltonian derived from Lagrangean in canonical formulation.

(1) <see APPENDIX1:③(4) **CED Lagrangean density** : >

$$\mathcal{L}_{\text{CED}}(A_\nu, \partial_\mu A_\nu; j_\nu) = \sum_{\mu > \nu=0}^3 (-1/2 \mu) [\partial_\mu A_\nu - \partial_\nu A_\mu]^2 + \sum_{\nu=0}^3 j_\nu A_\nu.$$

(2) canonical momentum variable :

$$P_0 = 0 \text{ in CED.}$$

$$P_k = (ic)^{-1} \partial \mathcal{L} / \partial (\partial_0 A_k) = (i/c \mu) [\partial_0 A_k - \partial_k A_0] = (1/c^2 \mu) [\partial_t A_k + \partial_k \phi] = -D_k.$$

(3) **The unfamiliar term in clasical Hamiltonian density :**

$$\begin{aligned} \mathcal{H}_{\text{CED}} &\equiv \sum_{\nu=0}^3 P_\nu \partial_t A_\nu - \mathcal{L}(A_\nu, \partial_\mu A_\nu; j_\nu) = \mathbf{E}_t \mathbf{D} - \frac{1}{2} (\mathbf{E} \mathbf{D} - \mathbf{H} \mathbf{B}) - j_\nu A_\nu \\ &= \frac{1}{2} (\mathbf{E} \mathbf{D} + \mathbf{H} \mathbf{B}) - j_\nu A_\nu - \mathbf{E}_1 \mathbf{D} = \frac{1}{2} (\mathbf{E} \mathbf{D} + \mathbf{H} \mathbf{B}) - \mathbf{j} \mathbf{A} + \rho \phi - \mathbf{E}_1 \mathbf{D}. \end{aligned}$$

We must ditinctly discriminate  $\mathbf{E} \equiv \mathbf{E}_t + \mathbf{E}_1 = -\partial_t \mathbf{A} - \text{grad } \phi$ . <[2]①②(10)>, then the unfamiliar term  $-\mathbf{E}_1 \mathbf{D}$  become indispensable in the later.

③ **QED Hamiltonian the representation of field energy density :**

(1) **QED Lagrangean**: <see APPENDIX1:③(7)(c)>.

The Hamiltonina difficulty is found in QED.

**-QED Lagrangean-**

$$\begin{aligned} \mathcal{L}_{\text{CED}}(A_\nu, \partial_\mu A_\nu, B; j_\nu) \\ = \sum_{\mu > \nu=0}^3 (-1/2 \mu) [\partial_\mu A_\nu - \partial_\nu A_\mu]^2 + \sum_{\nu=0}^3 j_\nu A_\nu + ic \partial_\mu A_\mu B + \frac{1}{2} \alpha B B. \end{aligned}$$

(a) Necessity of term  $\frac{1}{2} \alpha B B$  become evident by taking variation of {B}, which yields field equation  $0 = ic \partial_\mu A_\mu + \alpha B$ . If  $\alpha = 0$ , then  $0 = \partial_\mu A_\mu$  is Lorentz condition of freedom degree 3 while QED must be 4.

(b) Definiteness of gauge constant  $\alpha = -1/\epsilon$ .

In former QED theory,  $\alpha$  had incorrectly been considered arbitrary constant.

(c) The justice of (1) is not being proof, but their rational results. Above formulation had been generalized & gotten success also in **general gauge field theory**.

(2) **canonical momentum variable :**

$$P_\nu \equiv \partial \mathcal{L} / \partial (\partial_\nu A_\nu) = (ic)^{-1} \partial \mathcal{L} / \partial (\partial_0 A_\nu).$$

$$P_0 = B.$$

$$P_k = (i/c\mu) [\partial_0 A_k - \partial_k A_0] = (1/c^2 \mu) [\partial_t A_k + \partial_k \phi] = -D_k.$$

(3) **Hamiltonian Density I <Complete Canonical Formulation>:**

$$\mathcal{H} \equiv \sum_{\nu=0}^3 P_\nu \partial_\nu A_\nu - \mathcal{L}_{CED}(A_\nu, \partial_\mu A_\nu, B; j_\nu).$$

$$= ic B \partial_0 A_0 + \mathbf{E}_t \mathbf{D} - \frac{1}{2} (\mathbf{E} \mathbf{D} + \mathbf{H} \mathbf{B}) - j_\nu A_\nu - ic B \partial_\mu A_\mu - \frac{1}{2} \alpha B B.$$

$$= -\frac{1}{2} \alpha B B + \frac{1}{2} (\mathbf{E} \mathbf{D} + \mathbf{H} \mathbf{B}) - j_\nu A_\nu - (\mathbf{E}_\perp \mathbf{D} + ic B \text{div} \mathbf{A})$$

$$= -\frac{1}{2} \alpha B B + \frac{1}{2} (\mathbf{E} \mathbf{D} + \mathbf{H} \mathbf{B}) - j_\nu A_\nu - \mathbf{E}_\perp \mathbf{D} - \mathbf{j}^B \mathbf{A}$$

$$= -\frac{1}{2} \alpha B B + \frac{1}{2} (\mathbf{E} \mathbf{D} + \mathbf{H} \mathbf{B}) - (\mathbf{j} + \mathbf{j}^B) \mathbf{A} - \mathbf{E}_\perp \mathbf{D}.$$

$$\oint \mathbf{E}_\perp \mathbf{D} = \oint \text{div} [ic B \mathbf{A}] - (ic \text{grad} B) \mathbf{A} = \oint \mathbf{j}^B \mathbf{A}.$$

$$\oint \text{div} [ic B \mathbf{A}] = \oint d\mathbf{S} \cdot \{ic B \mathbf{A}\} = 0. (\mathbf{S} = \text{boundary at infinity})$$

$-\mathbf{E}_\perp \mathbf{D}$  is not indispensable, of which role shall be seen in pure scalar field. It is curious that scalar interaction  $(\rho + \rho^B) \phi$  is lost. As those have been such way, we could not help consider that the canonical formulation itself may not be allmighty.

(4) **Hamiltonian Density II <Semi-experimental Formulation>:**

$$\mathcal{H}_{CED} \equiv -\frac{1}{2} \alpha B B + \frac{1}{2} (\mathbf{E} \mathbf{D} + \mathbf{H} \mathbf{B}) - (\mathbf{j} + \mathbf{j}^B) \mathbf{A} + (\rho + \rho^B) \phi - \mathbf{E}_\perp \mathbf{D}.$$

"Author recommend above formulation owing to semi-experimental reason". After all, the experiment supported it. The scalar interaction  $(\rho + \rho^B) \phi$  is indispensable !.

Canonical quantization itself never can determine mutual interaction between charge ( $\phi$ ) and EM field ( $A_\mu$ ), which is solely the task of **gauge principle** as decision on  $\mathcal{H}_I = g c \hbar \phi^- \gamma^\mu A_\mu \phi = \rho \phi - \mathbf{j} \mathbf{A}$ .

(5) Note that transversal  $\frac{1}{2} \mathbf{E}_t \mathbf{D}_t$  is positive, while longitudinal  $\frac{1}{2} \mathbf{E}_\perp \mathbf{D}_\perp$  should be negative caused by attraction force in dielectric field. The latter needs the unfamiliar term  $-\mathbf{E}_\perp \mathbf{D}$ . In longitudinal scalar field shall realize as follows,

$$\left\{ \frac{1}{2} (\mathbf{E} \mathbf{D} + \mathbf{H} \mathbf{B}) - \mathbf{E}_\perp \mathbf{D} \right\} \rightarrow -\frac{1}{2} \mathbf{E}_\perp \mathbf{D}_\perp.$$

### [3]: {B, ϕ} Wave Propagation in Pure Scalar Field:

#### ① Pure Scalar Field:

##### ① Pure Scalar Field Hamiltonian density ≡ ℋ<sub>S</sub>:

Pure scalar field is defined nothing transversal components {0 = ρ = j = A = H}.

Then ℋ<sub>QED</sub> becomes ℋ<sub>S</sub> of scalar field.

$$\mathcal{H}_{\text{CED}} = -\frac{1}{2}\alpha \mathbf{B} \cdot \mathbf{B} + \frac{1}{2}(\mathbf{E} \cdot \mathbf{D} + \mathbf{H} \cdot \mathbf{B}) - (\mathbf{j} + \mathbf{j}^{\text{B}}) \cdot \mathbf{A} + (\rho + \rho^{\text{B}}) \phi - \mathbf{E}_1 \cdot \mathbf{D}_1.$$

$$(1) \mathbf{B} = i c \boldsymbol{\varepsilon} \cdot \partial_0 \mathbf{A}_0 = (i \boldsymbol{\varepsilon} / c) \partial_t \phi = -\boldsymbol{\varepsilon} \cdot \partial_0 \phi. \leftarrow \{0 = \mathbf{A}, i c \partial_\nu A_\nu + \alpha \mathbf{B} = 0\}. \langle [2] \textcircled{2} \textcircled{1}(5) \rangle$$

Thus B become evident to be time derivative of scalar field ϕ. Then note that

B satisfies  $\square \mathbf{B} = (i c)^{-1} \partial_\mu \mathbf{j}_\mu = \partial_0 \rho$ . This equation needs more discussion.

##### (2) Pure Scalar Field Hamiltonian ≡ ℋ<sub>S</sub>:

$$\begin{aligned} \mathcal{H}_S &= -\frac{1}{2}\alpha \mathbf{B} \cdot \mathbf{B} + \frac{1}{2} \mathbf{E} \cdot \mathbf{D} + \rho^{\text{B}} \phi - \mathbf{E}_1 \cdot \mathbf{D}_1 \\ &= -(\boldsymbol{\varepsilon} / 2 c^2) (\partial_t \phi)^2 - \frac{1}{2} \mathbf{E}_1 \cdot \mathbf{D}_1 + \rho^{\text{B}} \phi. \end{aligned}$$

##### (3) Pure Scalar Field Lagrangean density ≡ ℒ<sub>S</sub>:

$$\mathcal{L}_{\text{QED}}(A_\nu, \partial_\mu A_\nu, \mathbf{B}; \mathbf{j}_\nu)$$

$$= \sum_{\mu > \nu=0}^3 (-1/2 \mu) [\partial_\mu A_\nu - \partial_\nu A_\mu]^2 + \sum_{\nu=0}^3 \mathbf{j}_\nu \cdot \mathbf{A}_\nu + i c \partial_\mu A_\mu \mathbf{B} + \frac{1}{2} \alpha \mathbf{B} \cdot \mathbf{B}.$$

↓

$$\mathcal{L}_S = (-1/2 \mu) [\partial_k A_0]^2 + i c \partial_0 A_0 \mathbf{B} + \frac{1}{2} \alpha \mathbf{B} \cdot \mathbf{B} = - (1/2 \mu) [\partial_\mu A_0]^2 = \frac{1}{2} \boldsymbol{\varepsilon} \cdot \partial_\mu \phi \partial_\mu \phi.$$

↓

##### (4) Euler Equation : 0 = D<sub>E</sub>ℒ<sub>S</sub>.

$$0 = -\partial_\mu [- (1/2 \mu) \partial_\mu A_0 \partial_\mu A_0] = \mu^{-1} \square A_0.$$

##### (5) P<sub>0</sub> = (i c)<sup>-1</sup> ∂ℒ / ∂(∂<sub>0</sub>A<sub>μ</sub>) = -(i c)<sup>-1</sup> ε c<sup>2</sup> ∂<sub>0</sub>A<sub>0</sub> = B.

$$\begin{aligned} \mathcal{H}_S^* &\equiv \partial_t A_0 \mathbf{B} - \mathcal{L}_S = \partial_t A_0 \mathbf{B} - \frac{1}{2} \boldsymbol{\varepsilon} \cdot \partial_\mu \phi \partial_\mu \phi = \boldsymbol{\varepsilon} \cdot \partial_0 \phi \partial_0 \phi - \frac{1}{2} \boldsymbol{\varepsilon} \cdot \partial_\mu \phi \partial_\mu \phi \\ &= \frac{1}{2} \boldsymbol{\varepsilon} \cdot \partial_0 \phi \partial_0 \phi - \frac{1}{2} \boldsymbol{\varepsilon} \cdot \partial_k \phi \partial_k \phi. \langle \textcircled{\ast} : \rho^{\text{B}} \phi \text{ is lost in } \mathcal{H}_S^* \rangle \end{aligned}$$

##### (6) Lagrangean yielding $\square A_0 = -\mu j_0 \Leftrightarrow \square \phi = -\rho / \boldsymbol{\varepsilon}$ .

$$\mathcal{L}_S^\# \equiv \frac{1}{2} \boldsymbol{\varepsilon} \cdot \partial_\mu \phi \partial_\mu \rho - \rho \phi. \rightarrow 0 = D_E \mathcal{L}_S = -\rho - \partial_\mu [\frac{1}{2} \boldsymbol{\varepsilon} \cdot \partial_\mu \phi \partial_\mu \phi] = -\rho - \boldsymbol{\varepsilon} \cdot \square \phi.$$

↓

$$\mathcal{H}_S^\# = -(\boldsymbol{\varepsilon} / 2 c^2) (\partial_t \phi)^2 - \frac{1}{2} \mathbf{E}_1 \cdot \mathbf{D}_1 + \rho \phi.$$

⊞: As has been seen, the QED scalar field is not reversible between Hamiltonian and Lagrangean in canonical formulation. Certainly it is rather inconvenient.

## ② Energy Conservation in {B, ϕ} Longitudinal Wave Propagation :

### ① The Validity in Scalar Field :

$$(1) \mathcal{H}_S = -\frac{1}{2} \alpha B B + \frac{1}{2} \mathbf{E} \mathbf{D} + \rho^B \phi - \mathbf{E}_1 \mathbf{D}_1$$

$$= -(\epsilon / 2c^2) (\partial_t \phi)^2 - \frac{1}{2} \mathbf{E}_1 \mathbf{D}_1 + \rho^B \phi.$$

$$(2) \rho^B \phi = -\epsilon \phi \operatorname{div} \operatorname{grad} \phi = -\epsilon \operatorname{div}(\phi \operatorname{grad} \phi) + \epsilon (\operatorname{grad} \phi \operatorname{grad} \phi)$$

$$= \operatorname{div}(-\epsilon \phi \operatorname{grad} \phi) + \mathbf{E}_1 \mathbf{D}_1 = \mathbf{E}_1 \mathbf{D}_1 > 0.$$

☞:  $\operatorname{div}(-\epsilon \phi \operatorname{grad} \phi)$  can be vanished by surface integral.

$$(3) (\epsilon / 2c^2) (\partial_t \phi)^2 = \frac{1}{2} \mathbf{E}_1 \mathbf{D}_1 = \frac{1}{2} \epsilon (\operatorname{grad} \phi \operatorname{grad} \phi).$$

(a) proof in plan wave:

Supposing  $\phi \equiv \phi_0 \exp(i(\omega t - \mathbf{k} \cdot \mathbf{x}))$  yields  $\operatorname{grad} \phi = i\mathbf{k} \phi$ ,

$$(\operatorname{grad} \phi \operatorname{grad} \phi) = -\mathbf{k}^2 \phi^2$$

$$(1/c^2) (\partial_t \phi)^2 = -(\omega/c)^2 \phi^2. \text{ Then } \mathbf{k}^2 = (\omega/c)^2. \text{ Hence we derive (3).}$$

$$(b) \text{Therefore } \mathcal{H}_S = -(\epsilon / 2c^2) (\partial_t \phi)^2 - \frac{1}{2} \mathbf{E}_1 \mathbf{D}_1 + \rho^B \phi = 0.$$

### —Energy conservation law in {B, ϕ} Longitudinal Wave Propagation—

$$\mathcal{H}_S = \{ \underbrace{-(\epsilon / 2c^2) (\partial_t \phi)^2 - \frac{1}{2} \mathbf{E}_1 \mathbf{D}_1}_{-} \} + \{ \underbrace{\rho^B \phi}_{+} \} = 0.$$

$$0 = \quad - \mathbf{E}$$

$$+ \mathbf{E}.$$

Negative energy density of attraction force generated in dielectric dipole field.

positive energy density generated by accumulating same charge in same points.

### ② Thus {B, ϕ} propagate with nothing energy.

(1) They are faithfully called **dipole gohst** in decent physics.

Hence its radiation from stimulating source needs also nothing energy.

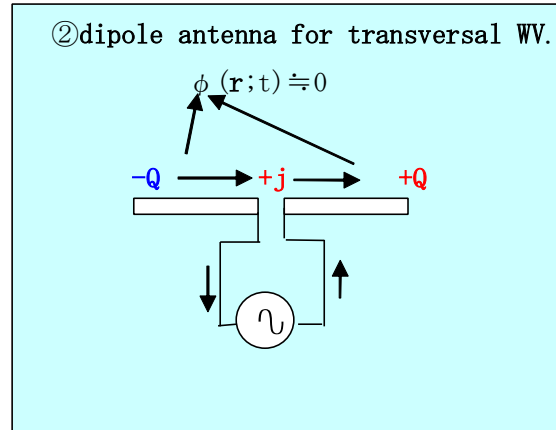
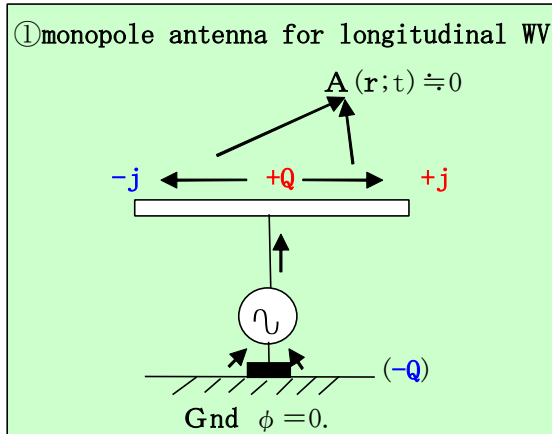
{B, ϕ} wave radiated (and received) by charge particle in **neuron cells** is deeply connected with so called tele-pathology in para-normal phenomena.

(2) **Cat fish** can detect precedent underground current stimulated by earthquake kernel source. They are **"high sensitive foreteller" on earthquake:**

Then the current is not necessary {B, ϕ}, but normal one. They have electrically high sensitive organ called "side line neuron(?)" in their body. Then the source is a spot of ultrahigh pressure generating high voltage charge by **piezo effect**. Then note that, as the reversible process, charge density wave of {B, ϕ} has possibility of becoming **earthquake weapon** by effecting piezo stones in underground.

**③ Monopole Antenna Radiating {B, φ} Wave with Nothing Energy Consumption :**

② Transversal A wave consumes electrical power (energy) for the radiation by dipole antenna ( $Z_{in} = \text{resistive}$ ), ① while, as the principle, longitudinal B wave consumes nothing energy for the radiation by monopole antenna ( $Z_{in} = \text{reactive}$ ).



③ View from retarded potential solution :  $\langle \mathcal{E} : t' = t - |\mathbf{r} - \mathbf{r}'| / c \rangle$

$\langle [2] \textcircled{2} \rangle (12) \quad \square \phi = -\rho / \epsilon. \rightarrow \phi(\mathbf{r}; t) = \iiint d\mathbf{r}'^3 \rho(\mathbf{r}'; t') / 4\pi\epsilon |\mathbf{r} - \mathbf{r}'|. \dots (1)$

$\langle [2] \textcircled{2} \rangle (13) \quad \square \mathbf{A} = -\mu \mathbf{j}. \rightarrow \mathbf{A}(\mathbf{r}; t) = \mu \iiint d\mathbf{r}'^3 \mathbf{j}(\mathbf{r}'; t') / 4\epsilon |\mathbf{r} - \mathbf{r}'|. \dots (2)$

On monopole antenna ①, the currents are opposite sign of  $\pm \mathbf{j}$ , so they are cancelled with each other in the integral  $\mathbf{A}$  of (2) at sufficiently far point from source. Hence it never radiate positive energy pointing plus  $\mathbf{P} = \mathbf{E} \times \mathbf{H}$ ,  $0 = \oiint d\mathbf{S} \cdot [\mathbf{E} \times \mathbf{H}]$ , which is the reflection of nothing energy consumption. Then input impedance  $Z_{in} = \text{reactive}$  (substantially capacitive). In the other hand, on dipole antenna, the charges are opposite sign of  $\pm Q$ , so they are cancelled with each other in the integral  $\phi$  of (1) at sufficiently far point from source. Hence it never radiate  $\phi$  at far point. Dipole antenna has resistive input impedance reflecting positive energy consumption.

**④ Problem of common earthing (zero potential  $\phi = 0$ ) in monopole radiation :**

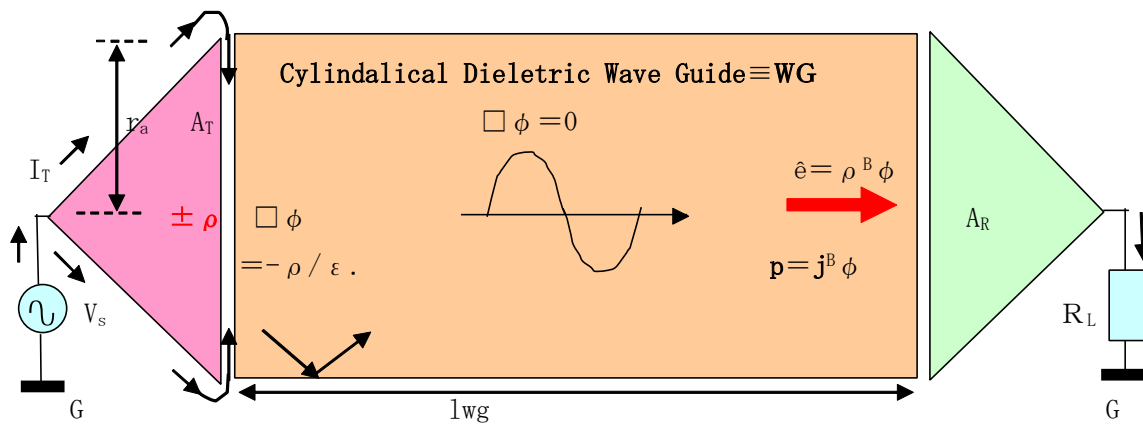
(1) As is seen in ②, dipole antenna does not need earthing (zero potential  $\phi = 0$ ), while, in monopole radiation, securing zero potential  $\phi = 0$  is essential.

(2) Ideal earthing by infinitive capacitor:

$C = Q/V. \Leftrightarrow V = Q/C.$

By any amount flow of charge  $Q$ ,  $C = \text{infinitive capacitance}$  could secure stable zero voltage  $V = 0$ . However its realization is impossible  $\langle \text{see [4]} \rangle$ .

#### ④ Dielectrical Longitudinal Wave Guide Characteristic Parameters :



#### ① Overview on the Propagation of Longitudinal Plane Wave of $\phi$ with available positive energy density $\hat{e} = j^B \phi$ :

- (1)  $V_s$  is high frequency potential source supplying  $A_T$  charging current  $I_T$  and the current forms charge distribution  $\pm \rho$  on the disc surface of  $A_T$ .
- (2)  $A_T$  is disc (radius  $r_a$ ) monopole antenna radiating  $\phi$  by  $\square \phi = -\rho / \epsilon$ .
- <The disc  $A_T (A_R)$  is also current feeding surface. This shape is not good>.
- Input impedance of ideal  $A_T$  is pure capacitive of nothing energy consumption.
- (3) **WG** is Cylindrical Dielectric Wave Guide for realizing  **$\phi$  plane wave** by its reflection side wall. WG also act to shield  $\phi$  plane wave in it.
- (4) Wave propagation velocity  $\equiv c = \sqrt{1 / \epsilon \mu}$ , wave shorten rate  $\xi = \sqrt{(\epsilon_0 / \epsilon)}$ .
- Example 1)  $\epsilon_r$  ( $H_2O$ , room temperature)  $\approx 80$ ,  $\xi = 0.11$ ,  $f = 200 \text{MHz}$ ,  $\lambda = 16.5 \text{cm}$
- (5) Propagated wave become **charge density one** with +energy density  $\hat{e} = \rho^B \phi$ .

BWG is so to say a **flying ac battery** (charge density wave), therefore, electrical contacting with charge density by receiver antenna  $A_R$  is to generate voltage between zero potential.

- (6) Propagated  $\phi$  is finally captured by  $A_R$ , which out put power  $P_0$  into  $R_L$ .  
The negative field energy could not be detected by anyhow, so it is nothing harmful and become non-localized gravity field of negative energy at last.
- (7) Then cylinder length  $l_{wg}$  must secure at least few time of wave length  $= \lambda$ .

Insufficient  $l_{wg}$  would make **capacitive coupling** between  $A_T$  and  $A_R$ .  
 $l_{wg}$  must be sufficient long for realizing **wave-nization length**.

**② Dielectrical Longitudinal Wave Guide Characteristic Parameters :**

(1) Assumption of one dimensional plane wave propagation:

$$\phi \equiv \phi_0 \exp(i(\omega t - \mathbf{k}\mathbf{x})). \Leftrightarrow \square \phi = 0.$$

(2) Longitudinal Electric Flux:  $\mathbf{D} = -\epsilon \text{grad } \phi = i\mathbf{k} \epsilon \phi.$

(3) B field charge density  $\{\rho^B\}$ :  $\rho^B = \text{div } \mathbf{D} = k^2 \epsilon \phi.$

(4) Field electrical power (energy) density  $\hat{e} = \rho^B \phi$ :

$$\hat{e} = \rho^B \phi = k^2 \epsilon \phi^2 = k^2 \epsilon |\phi_0|^2. \Leftrightarrow: \rho^B \text{ and } \phi \text{ have the same phase.}$$

(5) B field current density  $\{\mathbf{j}^B\}$ :  $\Leftrightarrow: \mathbf{j}^B \text{ and } \phi \text{ have the same phase.}$

$$\mathbf{j}^B = -\partial_t \mathbf{D} = \omega k \epsilon \phi.$$

(6)  $I^B \equiv \text{WG cross section total current} = \oint d\mathbf{S} \mathbf{j}^B = \pi r_a^2 \omega k \epsilon \phi.$

**(7) Characteristic impedance of WG  $Z_c \equiv \phi / I^B$  .**

$$Z_c \equiv \phi / I^B = 1 / \pi r_a^2 \omega k \epsilon .$$

$Z_c$  is essential factor to gain **maximum output power** and to realized **minimum input power** for WG (**impedance matching**). Therefore  $Z_c$  becomes test for the validity of QED theory for BWG. We actually employed it.

**(8) Ideal Output Power  $\equiv P_0$ : <MKSA unit>**

$$(a) P_0 = \phi * I^B = \pi r_a^2 \omega k \epsilon |\phi_0|^2 = S_a (\omega^2 / c) \epsilon |\phi_0|^2 = \pi r_a^2 (2\pi f)^2 |\phi_0|^2 \epsilon_r^{3/2} (\epsilon_0 / c_0). \\ = |\phi_0|^2 / Z_c.$$

$$(b) Z_c = 1 / \pi r_a^2 \omega k \epsilon = 1 / \pi r_a^2 (2\pi f)^2 \epsilon_r^{3/2} (\epsilon_0 / c_0).$$

$$(c) S_a = \pi r_a^2.$$

$$(d) c = c_0 / \sqrt{\epsilon_r}.$$

$$(e) \omega = 2\pi f. \quad (f) k = \omega / c. \quad (\epsilon_0 / c_0) = 2.95 \times 10^{-20}.$$

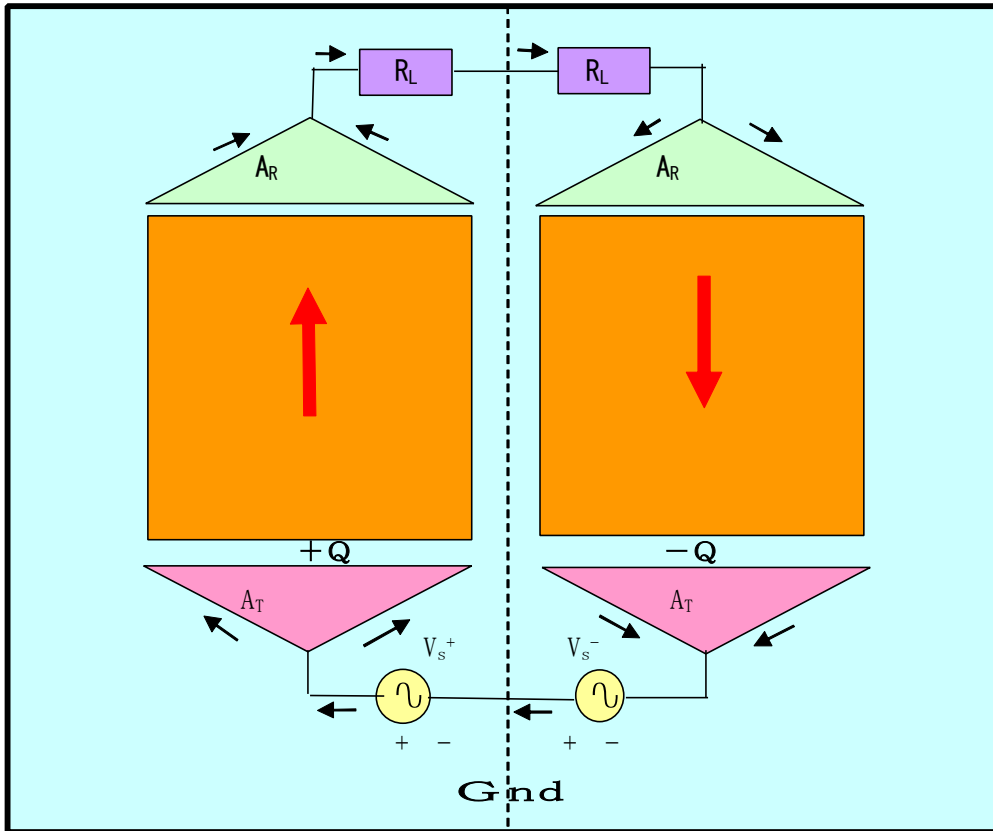
Example 2)  $\Leftrightarrow: (2\pi f)^2 = 1 / S_a Z_c \epsilon_r^{3/2} (\epsilon_0 / c_0).$

$\epsilon_r$ (material)	$Z_c$	$S_a$	$\lambda_0 / \sqrt{\epsilon_r}$	f	$ \phi_0 $	$P_0$
80 (H <sub>2</sub> O, RT) *author	6.0 Ω	0.005m <sup>2</sup>	0.167m	200Mhz	2.5v	1. W
	1.0				10v	100W
170 (TiO <sub>2</sub> , T=25' C)	1.25	0.0013m <sup>2</sup>	0.046m	500Mhz	25	500W
2000 (BaTiO <sub>3</sub> , T=120' C)	5.0	0.00077m <sup>2</sup>	0.088m	50Mhz	50v	500W
11.7 (Si)	0.31	0.0008m <sup>2</sup>	0.089m	2.94Ghz	12.5v	500W

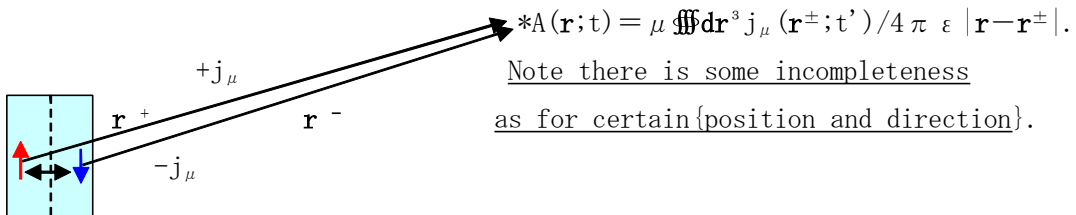
$\Leftrightarrow$ : These are entirely ideal output power without any loss energy. The some detail shall be mentioned in the later.

[4]:Pragmatical Implementation(Double Balanced Earthing System≡DBE):

①Double Balanced Earthing System≡DBE:



- ①Above figure is **Double Balanced Earthing BWG system** with the electro-magnetic field  $\pm$  symmetry for center dot line(GND).
- ②The symmetry could realize **automatic earthing** at the center line.
- ③  $\{V_s^+ ; V_s^-\}$  must be opposite phase with same amplitude.
- ④Right and left circuit configuration also must be symmetric.
- ⑤The symmetry could accomplish also **automatic shielding** for harmful exterior oriented leakage of EM field. The principle is caused by that each symmetric configuration of  $\{\pm j_\mu\}$  is to cancel with each other in potential integral at sufficient far distance.



Note there is some incompleteness as for certain {position and direction}.

- ⑥Sky blue box is conceptual EM shielding one.

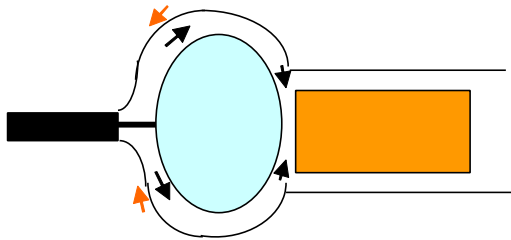


## ② Design Problem on Monopole Antenna with Current Feeder Circuit:

☞: This time report is far from satisfaction on its completeness. So author wish to rewrite the matters abridged here before long. For the time being, at first, the main principle and the overview shall be mentioned briefly. Now, author has many unsolved problems for pragmatical realization.

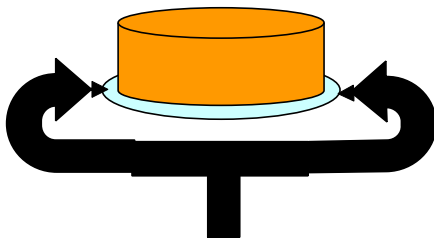
① Another method such as **spherical wave propagation** also may be possible, though it seemed not good. In order to form **plane wave**, chargeable antenna surface of finite area is necessary, then charging current must be diffused on the surface by feeder circuit. Then there may be many possibility of the realization. Though feeding on monopole antenna does not allow **explicit closed circuit**, because aim of current feeding is to stop current at monopole antenna surface to make charge density. The fact made design rather difficult.

### ② Spherical surface feeder with exterior shielding cover:



A high frequency current dislike abrupt curvature surface.

### ③ Pararell cable feeder method.



Then how to "terminate exterior shield line?".

### ④ Shielding on whole system by conducting closed box.

Naked feeding such as figure [3]④ causes more input (& output) power loss by exterior oriented radiation from feeding circuit. For realizing transmission line of feeding circuit, it may be better to make shielding on whole system by closed box such as figure [4]①.

⑤ Impedance matching is always indispensable in high frequency circuit design, then it is desirable that circuit parameters have been previously known.

### ③How to convert high frequency big power into commercial one ? :

A high frequency(RF) EM field energy is rather troublesome for commercial usage. Solid state device is weak for RF power. The answer may be heat energy for steam turbine same as atomic power generator. Then you had better imagine small steam locomotive operated by ape in amusement park.

#### [5]:As for dielectric material problem:

(1)Author also has been engaged in experimental survey on BWG. Conclusionally to tell, the result is scarcely said to satisfy critical condition. That is, output power is scarcely over input power in order of less than 1W(2004/1/1).

The detail shall be reported in next time. Frankly to tell, he wish acutal demonstration with reexaminers in appropriate enviroment.

(2)He acutually used  $\text{H}_2\text{O}$  ( $\epsilon_r \doteq 80$ ,  $Q \equiv 1/\omega cr \equiv 1/\tan \delta = 2 \sim 3$  at  $f=200\text{MHz}$ ) for directric wave guide in plastic pipe.

(a) $\text{H}_2\text{O}$  is non favourable for its quality factor as  $Q=2 \sim 3$  at  $f=200\text{MHz}$ , that is , large resistive loss of capacitor performance in input impedance.

(b)Above all, its plane wave transfer performace is bitter. It's almost attenuator. According to an expert, actual water is composed from **clusters** of morecule such as grape, which act as random oriented tiny crystal. As the consequence,  $\epsilon_r$  is no more scalar, but is tensor acting for random wave scattering. Hence it may become attenuator in plane wave transfer characteristic.

(c)Author is weak for knowledge (and money fund) on solid state physics. As for dielectric material problem, he has no sufficient information and assists.

(2)If dielectric material must be crystal of uniform scalar  $\epsilon_r$ , it is almost **jewel** of ultra high cost, at least in now era.

According to ferro-dielectric material experts, they could make dielectiric crystal, however it is too tiny fragment for experimental usage. For realizing dielectric Wave Guide pipe, it needs certain large scale of crystal.

#### [6]:As for the problem making international R & D team uion:

By political, economical, and technical reason, author wish not only domestic supporters, also international ones.

## -REFERENCE LIST:

- (1)private conversation on the N machine with Dr Shyuji-Inomata, 1993.
- (2)B. Depalma, "On the possibility of extracting electrical energy directly from space", Autum edition , Speculation in Science and technology, 1990.
- (3)大森崇編, 超科学, 1 章ニコラ. テスラの世界システム, 学研, 1991.  
\*Above data are out of standard physics, but they are not that all is incorrect.
  
- (4)Stephen. W. Hawking, A Brief History of Time, 早川訳, 早川書房, 1989.
- (5)内山龍英雄, 一般ゲージ場序説, 岩波書店, 1987, 東京.
- (6)R. Uiyama, Phys. Rev. **101** (1956), 1957.
- (7)L. D. Faddeev-V. N. Popov, Phys, Lett, 25B(1967), 29.
- (8)N. 中西, 場の量子論, 培風館, 1975 東京.
- (9)九後汰一郎, ゲージ場の量子論 I, 培風館, 1989 東京.
- (10)Nunzio. Tralli, Clasical Electromagnetic Theory, Magrawhill, 1963, Tokyo.
- (11)ランダウ. リフシツ, 場の古典論, 東京図書, 1964, 東京.
- (12)鈴木基司, 量子重力力学と超統一場論, 時事問題解析工房, 1993, 神奈川.
- (13)M. Suzuki, Quantum Gravitational Dynamics of  $SO(N \geq 11; 1)$  Gauge Symmetry as the Unified Field Theory in Linear Coordinates, contributed but not published by Phys Rev. Lett. D, 1997.
- (14)鈴木基司, 縦波電界波発電の電磁場解析, 時事問題解析工房, 2006, 神奈川.
- \* (4)~(14) data are standard physics, but they are not that all is complete.
  
- (15)private conversations on dielectric materials with few scientists, 200?.

## -ACKNOELEDGEMENT:

In reserch history of BWG, both "**devotion and deception**" has been struggling with each other by many the concerned. Author had been fortunately infulenced by both international engineer groupe and physicists one. If both of them had not been, this report never could be. Though it is now incomplete, but may be co-operation results of people in this planet. As was so, he never have experienced such bitter work than that of this time.

APPENDIXØ :

-Symbol Convention-

$\langle i \equiv \sqrt{-1}, \text{Greek: } \mu, \nu, \nu, \nu=0, 1, 2, 3; \text{Latin: } k, l=1, 2, 3(\text{space index}) \rangle.$

$$x_\mu \equiv (x_0=ict, x_1, x_2, x_3) \equiv (x_0, \mathbf{x}) \equiv (x_0, x_k).$$

$$A_\mu \equiv (A_0=i\phi/c, A_1, A_2, A_3) \equiv (A_0, \mathbf{A}) \equiv (A_0, A_k).$$

$$j_\mu \equiv (j_0=ic\rho, j_1, j_2, j_3) \equiv (j_0, \mathbf{j}) \equiv (j_0, j_k).$$

$$\partial_\mu \equiv \partial / \partial x_\mu; \partial_x \equiv \partial / \partial \mathbf{x}; \partial_t \equiv \partial / \partial t; \partial_t^2 \equiv (\partial / \partial t)^2.$$

$$\partial_k^2 \equiv \partial_k \partial_k \equiv \sum_{k=1}^3 \partial_k^2 \equiv \sum_{k=1}^3 (\partial / \partial x_k)^2. \langle \text{sumation on double index "k"} \rangle$$

$$\square \equiv \sum_{\mu=0}^3 \partial_\mu \partial_\mu \equiv \partial_\mu \partial_\mu \equiv -c^{-2} \partial_t^2 + \text{divgrad} \equiv -c^{-2} \partial_t^2 + \Delta.$$

$$\mathbf{r} \equiv (x_1, x_2, x_3).$$

$$\iiint dx_1 dx_2 dx_3 \equiv \iiint dx^3 \equiv \iiint dr^3.$$

$\langle c=1/\sqrt{\epsilon \mu} \equiv \text{velocity of light, } \epsilon \equiv \text{permittivity, } \mu \equiv \text{permeability} \rangle$

vacume constant :  $\epsilon_0=8.85 \times 10^{-12} \text{F/m}; \mu_0=4 \times 10^{-7} \text{H/m. } c_0=2.998 \times 10^8 \text{m/s}$

-useful vector analysis formula-

(1)  $\text{grad}(\chi \phi) = \phi \text{ grad } \chi + \chi \text{ grad } \phi.$

(2)  $\text{div}(\phi \mathbf{A}) = \mathbf{A} \text{ grad } \phi + \phi \text{ div } \mathbf{A}.$

(3)  $\text{curl curl } \mathbf{A} = \text{grad div } \mathbf{A} - \nabla^2 \mathbf{A}.$

(4)  $\oint \mathbf{dS} \cdot \text{curl } \mathbf{A} = \oint \mathbf{dl} \cdot \mathbf{A}.$

(5)  $\iiint \mathbf{dv} \cdot \text{div } \mathbf{A} = \oint \mathbf{dS} \cdot \mathbf{A}.$

(6)  $\iiint \mathbf{dv} \cdot \text{curl } \mathbf{A} = \oint \mathbf{dS} \times \mathbf{A}.$

(7)  $\iiint \mathbf{dv} \cdot \text{grad } \phi = \oint \mathbf{dS} \cdot \phi.$

(8)  $\text{curl grad } \phi = 0.$

(9)  $\text{div curl } \mathbf{A} = 0.$

**APPENDIX1: Classical Electro-Dynamics (CED) as Lagrangean and Canonical formulation.**

**① Variation Principle for Lagrange Function.**

People would act to gain maximum benefit with minimum expenditure. A realization of extremum value action seems universal in every aspect of nature. Then classical dynamics of generalized coordinate  $\{q_1, q_2, \dots, q_j, \dots, q_N\}$  system is described by variation principle.  $\delta q_j(t) \equiv q'_j(t) - q_j(t)$  is arbitrary infinitesimal variation of orbit. The principle demands time integral variation of  $L$  must be zero.

$$\begin{aligned} 0 &\equiv \delta \int_{t_i}^{t_f} dt L(q_j, \partial_t q_j) \equiv \delta \int_{t_i}^{t_f} dt [L(q_j + \delta q_j, \partial_t q_j + \delta \partial_t q_j) - L(q_j, \partial_t q_j)] \\ &= \int_{t_i}^{t_f} dt [\delta q_j (\partial L / \partial q_j) + \delta \partial_t q_j (\partial L / \partial (\partial_t q_j))] \\ &= \int_{t_i}^{t_f} dt \delta q_j [(\partial L / \partial q_j) - \partial_t (\partial L / \partial (\partial_t q_j))] + \int_{t_i}^{t_f} dt \partial_t [\delta q_j (\partial L / \partial (\partial_t q_j))] \\ &= \int_{t_i}^{t_f} dt \delta q_j [(\partial L / \partial q_j) - \partial_t (\partial L / \partial (\partial_t q_j))]. \end{aligned}$$

The last term could be vanished at  $\delta q_j(t_i) = \delta q_j(t_f) \equiv 0$ .  $\delta q_j$  are arbitrary, but not zero, so we derive "Lagrange Dynamics Equation"(1).

$$(1) (\partial L / \partial q_j) - \partial_t (\partial L / \partial (\partial_t q_j)) = 0. \quad \langle j=1, 2, \dots, N \rangle.$$

**② Canonical Formulation by Legendre Transform :**

$$(1) p_j \equiv \partial L / \partial (\partial_t q_j). \quad \langle \text{canonical momentum variable of } q_j \rangle.$$

$$(2) H(q_j, p_j) \equiv \sum_{j=1}^N p_j \partial_t q_j - L(q_j, \partial_t q_j). \quad \langle \text{Hamiltonian of system energy} = E \rangle$$

$$H = K (\text{kinetic Energy} = p_j v_j / 2) + V (\text{potential Energy}) = 2K - L.$$

$$(3) L = K - V.$$

Hence, realizable dynamics acts as realizing extremum value of  $S = \int_{t_i}^{t_f} dt L$ .

As the fact,  $K = V$  in time interval averaging (**equi energy distribution law**).

$$\begin{aligned} 0 &= \delta \int_{t_i}^{t_f} dt [\sum_{j=1}^N p_j \partial_t q_j - H(q_j, p_j)] \\ &= \sum_{j=1}^N \int_{t_i}^{t_f} dt [\delta p_j \partial_t q_j - \delta q_j \partial_t p_j - \delta p_j (\partial H / \partial p_j) - \delta q_j (\partial H / \partial q_j) + \partial_t (p_j \delta q_j)] \\ &= \sum_{j=1}^N \int_{t_i}^{t_f} dt \delta p_j [\partial_t q_j - (\partial H / \partial q_j)] + \sum_{j=1}^N \int_{t_i}^{t_f} dt \delta q_j [-\partial_t p_j - (\partial H / \partial p_j)]. \end{aligned}$$

$$\partial_t q_j = + \partial H / \partial p_j = \partial (\sum_{j=1}^N p_j \partial_t q_j) / \partial p_j.$$

$$\partial_t p_j = - \partial H / \partial q_j = \partial L / \partial q_j. \quad \langle j=1, 2, \dots, N \rangle. \quad \text{Canonical Equation}$$

(4) Any dynamic system could be determined uniquely by once having determined **Lagrangean**. Or another word, "in the beginning is Lagrangean".

(5) Dimension of  $[q_j p_j] = [\text{Energy}][\text{time}] \equiv \text{"action dimension"}$  due to (2). It is related with "adiabatic invariance" such as variation principle, which are reflections of dynamical stability that reaction goes toward to reduce action. It is called negative feed back for dynamical stability.

### ③ Canonical Formulation in Continuous EM Wave Field :

In continuous wave field, discrete suffix  $j$  of variable  $q_j$  becomes continuous space variable  $q(x)$ , field variable itself become space density one. Typical is electro-magnetic (EM) field of Lagrangean density  $\mathcal{L}(A_\nu, \partial_\mu A_\nu; j_\nu)$ .

#### (1) Euler Equation :

$$0 = \mathbf{D}_E \mathcal{L}(A_\nu, \partial_\mu A_\nu; j_\nu) \equiv \sum_{\mu=0}^3 \{ \partial \mathcal{L} / \partial A_\nu - \partial_\mu [ \partial \mathcal{L} / \partial (\partial_\mu A_\nu) ] \}.$$

$$0 = \delta \int_{t_i}^{t_f} dt \int_{\mathbb{F}} dx^3 \mathcal{L}(A_\nu(x), \partial_\mu A_\nu(x)) = \int_{t_i}^{t_f} dt \int_{\mathbb{F}} dx^3 \delta A_\nu [ (\partial \mathcal{L} / \partial A_\nu) - \partial_\mu (\partial \mathcal{L} / \partial (\partial_\mu A_\nu)) ] + \int_{t_i}^{t_f} dt \int_{\mathbb{F}} dx^3 \partial_\mu \langle \delta A_\nu (\partial \mathcal{L} / \partial (\partial_\mu A_\nu)) \rangle. \text{ (last term}=0)$$

#### (2) Canonical Momentum Variable :

$$P_\nu \equiv \partial \mathcal{L} / \partial (\partial_\nu A_\nu) = (ic)^{-1} \partial \mathcal{L} / \partial (\partial_\nu A_\nu).$$

#### (3) Hamiltonian Density :

$$\mathcal{H} \equiv \sum_{\nu=0}^3 P_\nu \partial_\nu A_\nu - \mathcal{L}(A_\nu, \partial_\mu A_\nu; j_\nu).$$

#### (4) CED Lagrangean density :

$$\mathcal{L}_{CED}(A_\nu, \partial_\mu A_\nu; j_\nu) = \sum_{\mu > \nu=0}^3 (-1/2 \mu) [ \partial_\mu A_\nu - \partial_\nu A_\mu ]^2 - \sum_{\nu=0}^3 j_\nu A_\nu.$$

#### (5) CED EM Field Equation : $\langle \sum_{\mu=0}^3$ is abridged by Einstein convention

$$0 = \mathbf{D}_E \mathcal{L}(A_\nu, \partial_\mu A_\nu; j_\nu) = -j_\nu - (1/\mu) \partial_\mu [ \partial_\mu A_\nu - \partial_\nu A_\mu ]. \quad \langle \mathbf{D}_E \equiv \text{Euler differential} \rangle.$$

$\rightarrow \square A_\nu - \partial_\mu (\partial_\nu A_\mu) = -\mu j_\nu.$  Lorentz condition  $\partial_\nu A_\nu = 0$  yields the equation.

$$\square A_\nu = -\mu j_\nu. \quad \langle \nu = 0, 1, 2, 3 \rangle. \quad \Rightarrow \text{Experimentally, this equation(5) is valid.}$$

### (6) Incompleteness of CED Lagrangean.

(a) Without Lorentz condition yields pseudo current  $= -j_\nu^B$ .

$$\text{Supposing } B \equiv -(ic/\alpha) \partial_\nu A_\nu; j_\nu^B \equiv -ic \partial_\mu B; c^2 = 1/\epsilon \mu; \alpha \equiv -1/\epsilon, \text{ then,}$$

$$\Rightarrow -\mu^{-1} \partial_\mu (\partial_\nu A_\nu) = -\alpha \mu^{-1} (1/ic)^2 \partial_\mu (-ic B) = -\alpha \mu^{-1} (1/ic)^2 j_\mu^B = -j_\mu^B.$$

$$\square A_\nu = -\mu (j_\nu - \mu^{-1} \partial_\mu (\partial_\nu A_\nu)) = -\mu (j_\nu - j_\nu^B).$$

Thus we see that CED Lagrangean is incomplete due to  $-j_\nu^B$ . Therefore, QED Lagrangean is to have a term yielding  $+j_\nu^B$  for cancelling  $-j_\nu^B$ .

(b)  $P_0 \equiv \partial \mathcal{L}_{QED} / \partial (\partial_\nu A_0) = 0$ . Nothing  $P_0$  is invalid in QED, so correct  $\mathcal{L}_{QED}$  has at least term as  $P_0 \partial_\nu A_0 = ic \partial_\nu A_0 P_0$ . From 4 dimensionally symmetry view, it must be  $ic \partial_\nu A_\nu P_0$ . Now we denote  $P_0 \equiv B$  in the following.

### (7) The complete QED Lagrangean :

$$(a) \mathcal{L}_{QED}(A_\nu, \partial_\mu A_\nu; j_\nu) = \mathcal{L}_{CED}(A_\nu, \partial_\mu A_\nu; j_\nu) + ic \partial_\mu A_\mu B + \frac{1}{2} \alpha B B.$$

$$(b) 0 = \partial \mathcal{L} / \partial B = ic \partial_\nu A_\nu + \alpha B. \Rightarrow B \equiv -(ic/\alpha) \partial_\nu A_\nu.$$

$$(c) \mathbf{D}_E \mathcal{L}_{QED} = -j_\nu - (1/\mu) \partial_\mu [ \partial_\mu A_\nu - \partial_\nu A_\mu ] - \partial_\nu [ \partial \mathcal{L} / \partial (\partial_\nu A_\nu) ]$$

$$= -j_\nu - (1/\mu) \partial_\mu [ \partial_\mu A_\nu - \partial_\nu A_\mu ] - ic \partial_\nu B = -j_\nu - \mu^{-1} [ \square A_\nu - \partial_\nu \partial_\mu A_\mu ] - \mu^{-1} \partial_\nu (\partial_\mu A_\mu)$$

$$= -j_\nu - \mu^{-1} \square A_\nu. \Rightarrow \square A_\nu = -\mu j_\nu.$$

(d) Thus QED term  $(ic \partial_\mu A_\mu B + \frac{1}{2} \alpha B B)$  is to generate B field current  $\equiv +j_\mu^B$ .

#### ④ Quantum Field Theory<the Origin Principles>:

After all, for pragmatical implementation of BWG, the most necessary technology is **EM field design** and may be **dielectirical materials**. Details on "quantum field theory=QFT" is no concerned in design phase. The orthodox derivation employ so called "canonical quantization" which seems superficially formal, but essential. Fortunately we need not operator algebra, but classical number algebra in BWG.

(a) Matter (electron and charge particles) with (electro-magnetic field) interaction is described spinor field  $\psi(x)$  with gauge field  $A_\mu(x)$ .

Then  $\mathcal{H} = e \psi^\dagger(x) \gamma^\mu A_\mu(x) \psi(x)$  describes elementary particle reactions.

(b)  $\mathcal{L}(\psi, A_\mu, \dots)$  is function of function called Lagrangean. Then the pre-quantized  $\mathcal{L}(\psi, A_\mu; \partial_\nu \psi, \partial_\nu A_\mu)$  is determined uniquely by **Lorentz and Gauge Invariance**.

(c) Global Lorentz invariance (**GLI**) is special relativity theory for time & space in uniform inertia system. Physical equation is invariant by global rotational transform of 4 dimensional coordinate. Then localized Lorentz transform (**LLI**) invariance correspond to non-inertia system of **gravity field**<sup>(6)</sup>. The "localized" means "dependency on time and space variable of each point", the non-uniformity. That is, by each different transform on each point, physics must be invariant.

(d) Localized gauge invariance is general interaction theory for matter (spinor field  $\psi$  = inner coordinate representing physical state) with gauge field  $A_\mu$ . Observable physical quantity must be invariant by localized rotational transform (**LGI**) of multi-dimensional spinor field coordinate<sup>(6)</sup>. Then being of gauge field  $A_\mu$  become spontaneously necessary (interaction theory such as  $\mathcal{H}$ ).

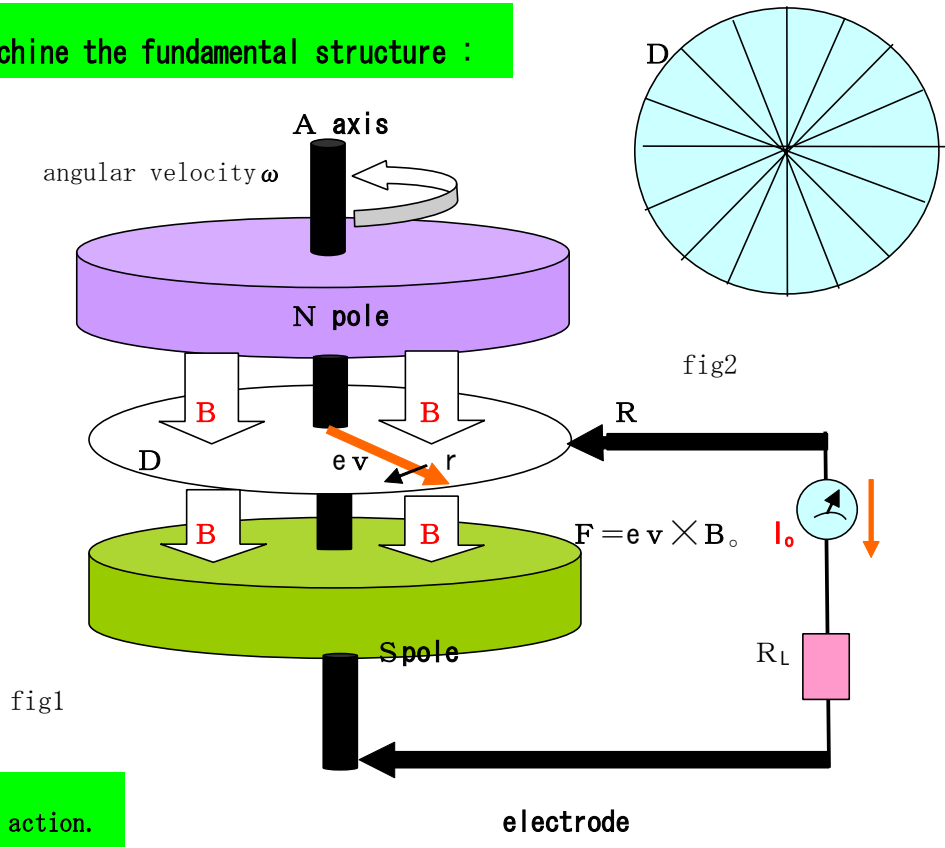
(e) Both (c) & (d) are similar demand that physics must be invariant by any gauge for each point. Each language may be different at each region, though the essence is invariant. As you have felt the very similarity of LLI and LGI. That right, those had been unified as establishing unique Quantum Gravity Dynamics (**QGD**) as the supreme unified theory<sup>(13)</sup> of the matter world (1993~1995).

(f) **CQP** derives the complete  $\mathcal{L}(\psi, A_\mu, B; \partial_\nu \psi, \partial_\nu A_\mu)$  where {B} has electric dipole dimension. Then all the information lies solely in "L". **CQP** is an universal reflection of "reciprocal duality" between so called canonical conjugate variable  $A_0(x)$  and  $B(x)$  of those product  $A_0 B$  has universal "action" dimension.  $[A_0(x_0, \mathbf{x}), B(x_0, \mathbf{y})] \equiv A_0 B - B A_0 = i\hbar \delta(\mathbf{x}-\mathbf{y})$ .

, where  $i$ =imaginary number unit,  $\hbar$ =Planck constant,  $\delta(\mathbf{x}-\mathbf{y})$  is Dirac delta function.  $(A_0 B - B A_0)$  is operator algebra such as non-commutable matrix.

APPENDIX2: N machine creating DC power:

①: N machine the fundamental structure :



② : the action.

(1)The idea of N machine is due to Lorentz force :  $F = e v \times B_0$ .  
 $-e$ =charge of electron,  $B$  is magnetic flux penetrating conductive disc  $D$  from N to S-pole. {A-N-D-S-A} is one body rotating around center axis A with angular velocity= $\omega$ , then **electron**{ $-e$ } in D at position of radius= $r$  from axis A ( $r=0$ ) is to run through  $B$  with velocity  $v = r \omega$ . It generate Lorentz force  $F$ , as the consequence, voltage  $V$  is generated between axis and the circular edge of D. Electrical intensity directing radius is  $E_r = r \omega B$ . As the principle, in this process, there need nothing energy for rotating A of **nothing reaction force**.  
 (2)  $V = \int_0^r dr E_r(r) = \int_0^r dr r \omega B = \frac{1}{2} r^2 \omega B$ .  
 (3)**The problem of incidental circular electrical intensity  $E_c$ .**  
 By  $E_r$ , once radius current  $j_r$  had been generated, then also it shall generate circular oriented electrical force  $F_c = j_r \times B$ . Consequently, electron in D moves as "spirial trajectory" to act for reducing  $B$ . It is troublesome. For cutting  $F_c$ , D must be segmented into many radius directing conductive lines <see fig2>. Then could it be sufficient ?